



Ufisinan Hiniråt Abugao

Office of the Attorney General

A Citizen-Centric Report | Fiscal Year 2014

ABOUT US

The Office of the Attorney General functions as the law firm that represents the Government and the People of Guam and is comprised of six divisions: Administration, Child Support Enforcement, Civil Litigation/Solicitors, Consumer Protection, Family/Juvenile, and Prosecution. These divisions collectively work to ensure that the mission of the Office is upheld in the highest regard. Independently, each division functions and works to guarantee its clients and stakeholders are afforded due process and legal representation.

Leonardo M. Rapadas was the Attorney General in fiscal year 2014. Elizabeth Barrett-Anderson, the current Attorney General, took office on January 5, 2015. She is serving her second tenure having been appointed as Attorney General from 1987-1994.

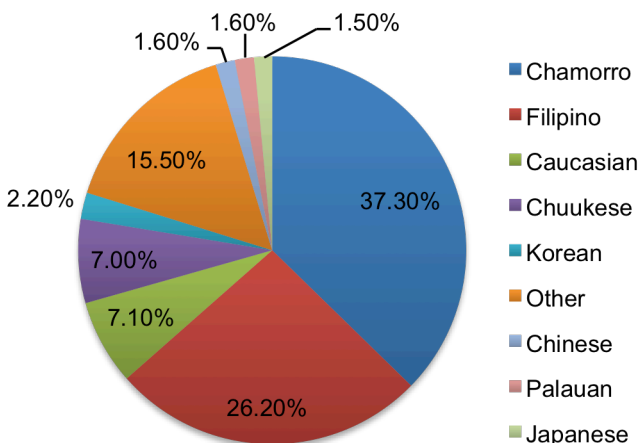
DEMOGRAPHICS

DESCRIPTION	2012	2013	2014
Population*	159,914	160,378	160,843
Unemployment Rate **	11.80%	13.30%	7.40%
Guam Public School Enrollment	31,698	31,593	31,144
Registered Voters	50,701	45,734	51,975

*Source: FY13 GovGuam CAFR. FY14 projection based on .29% growth.

**For comparison purposes, unemployment rate is based on March 2014.

GUAM POPULATION



Elizabeth Barrett-Anderson
Attorney General of Guam
2015

TABLE OF CONTENTS

Who We Are	1
Our Performance	2
Our Finances	3
Challenges & Outlook	4

MISSION

To enforce Guam's laws fairly and impartially, ensuring justice and safety for all of her residents as well as providing legal advice and representation of the highest quality to agents, officers and employees of the Government of Guam.

OBJECTIVES

- Protect public interest
- Ensure safety and welfare for our island residents
- Fight for the rights of children, victims, and consumers

Personnel	
Attorney	54
Investigators	17
Support Staff	114
Total	185

How Have We Progressed Our Performance



Leonardo M. Rapadas
Former AG of Guam
2011-2014



The harsh and irreversible realities of drunk driving and improper child restraint could not be more apparent than in the heartbreaking story of a 4-year-old girl who was killed as a result of her father drinking and driving. That devastating event presented a unique opportunity for the OAG and other law enforcement entities to educate the community- specifically Chuukese residents – on safe driving habits and proper child car seat safety.

What would you like to see reported on in this page? Please let us know by contacting 475-3324 ext. 5020 or visit our website on www.guamag.org.

PERFORMANCE MEASURES	2012	2013	2014	% CHANGE	TREND
ADMINISTRATION DIVISION					
Attorneys	49	56	54	(3.57%)	●
Investigators	18	17	17	0.00%	●
Support Staff	94	110	114	3.64%	●
Total Staff	161	183	185	1.09%	●
CHILD SUPPORT ENFORCEMENT DIVISION					
Children Served	11,013	11,225	11,347	1.09%	●
Newly Filed Cases (Open)	6,452	6,600	6,714	1.73%	●
Number of Paternity Established	7,105	6,964	7,129	2.37%	●
\$ Collected	\$14,683,203	\$12,873,022	\$12,201,440	(5.22%)	●
CIVIL LITIGATION/SOLICITORS DIVISION					
Administrative Proceedings	170	650	626	(3.69%)	●
Court Proceedings	21	89	92	3.37%	●
Government Claims	34	98	126	28.57%	●
Contract Review	724	613	583	(4.89%)	●
Procurement	110	98	79	(19.39%)	●
Total Requests	713	874	914	4.58%	●
FAMILY JUVENILE DIVISION*					
Drug Court	162	196	167	(14.80%)	●
Delinquency	369	309	215	(30.42%)	●
Special Proceedings	108	93	83	(10.75%)	●
PROSECUTION DIVISION*					
Driving Under the Influence	543	389	454	16.71%	●
Family Violence	435	434	394	(9.22%)	●
Child Abuse	89	77	67	(12.99%)	●
Criminal Sexual Conduct	53	32	42	31.25%	●
Drug Charges	10	25	46	84.00%	●
Theft / Burglary	44	114	142	24.56%	●
Robbery	8	15	23	53.33%	●
Murder	6	2	3	50.00%	●
Assault	47	82	90	9.76%	●
Total Criminal Misdemeanors **	1,207	1,083	1,155	6.65%	●
Total Criminal Felonies **	735	710	696	(1.97%)	●

● Indicates increase ● No significant changes ● Indicates decrease

*Based on Calendar Year

** Total columns do not reflect all crimes charged

- The OAG filed 90% of all Driving While Intoxicated/Driving Under the Influence cases received from law enforcement. The conviction rate was 95% for all those cases filed in the Superior Court of Guam.
- The Victim Witness Ayuda Services unit saw an increase in transportation services provided to its victims, as well as an increase in its outreach activities.

The OAG successfully litigated on behalf of the Guam Environmental Protection Agency against a couple who was using their private property as an illegal dump site. The OAG obtained \$7.5 million in monetary damages and injunctive relief.

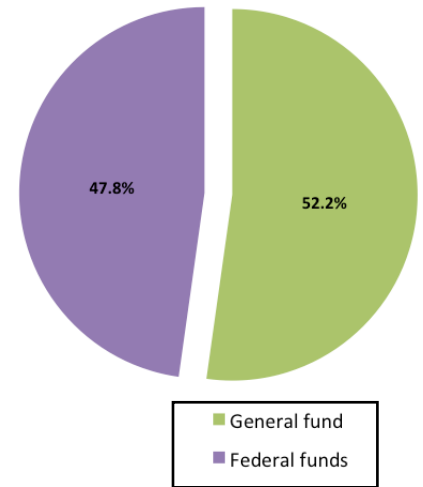
Our Finances

OAG's Revenue and Expenses

REVENUE SOURCES

REVENUES	FY 2012	FY 2013	FY 2014	% CHANGE
General funds	\$11,765,212	\$9,176,377	\$11,048,550	20.40%
Federal funds	9,297,374	11,555,553	10,105,632	-12.55%
Total revenues	\$21,062,586	\$20,731,930	\$21,154,183	2.04%

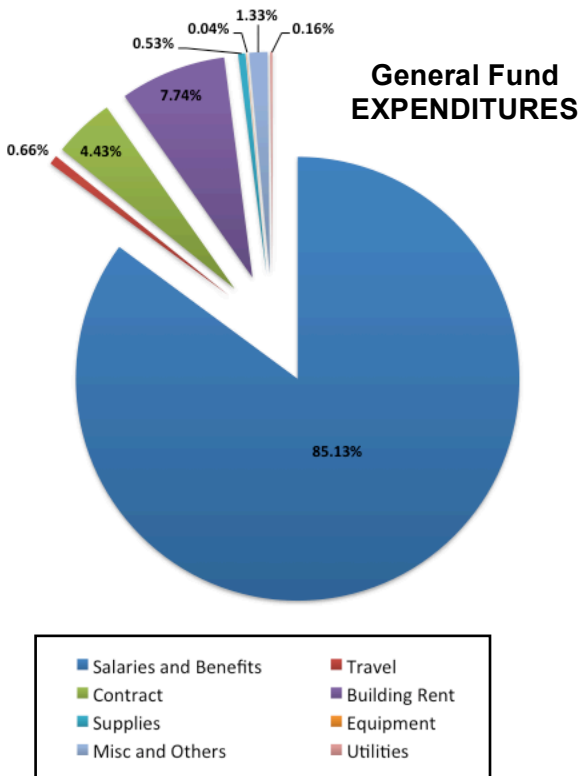
FY14 REVENUE ALLOCATION



Significant Changes to Revenues

- In FY 2014, appropriations increased for salaries and benefits, travel, building rent, equipment and miscellaneous.
- Miscellaneous appropriations increased mainly due to the "Competitive Wage Act of 2014" salary adjustments.

EXPENDITURES BY OBJECT



EXPENDITURES	FY 2012	FY 2013	FY 2014	% CHANGE
General Fund				
Salaries and Benefits	\$6,166,220	\$7,544,058	\$8,534,637	13.13%
Travel	25,946	32,598	66,240	103.20%
Contract	387,799	408,360	443,784	8.67%
Building Rent	346,093	509,513	775,595	52.22%
Supplies	74,724	57,880	52,637	-9.06%
Equipment	22,769	5,346	3,590	-32.85%
Misc and Others	708	670	133,281	19792.69%
Utilities*	184,201	192,179	15,639	-91.86%
Capital	208,097	26,038	0	-100.00%
Total general fund	\$7,416,557	\$8,776,644	\$10,025,403	14.23%
Federal Funds				
Total federal funds	5,890,893	6,124,419	6,588,120	7.57%
Total expenditures	\$13,307,450	\$14,901,063	\$16,613,523	11.49%

*Utilities expenditures include costs allocated towards power, water and telephone. Not included are encumbrances, which represent commitments related to unperformed contracts for goods. As of September 30, 2014, encumbrances for General fund \$267,676; and federal funds of \$1,038,067.

Significant Changes to Expenditures

- Travel expenditures increased mainly due to witness and expert witness testimonies in an ongoing criminal case.
- Miscellaneous expenditures increased mainly due to the Hay Study implementation.
- Utilities expenditures decreased because they are included in the rental agreement when the OAG moved to the ITC Building.
- In fiscal year 2014, total expenditures from general and federal funds were 60% and 40% respectively.

OAG is included in the Government-Wide annual audit. An independent audit was conducted, resulting in a clean audit opinion. Complete financial information can be found at <http://opaguam.org/reports-audits/financial-audits>.

Challenges & Outlook

What's Next for OAG



Our Challenges

Some of the challenges the Office of the Attorney General faced during FY 2014:

- Unprecedented increase in jury trials
- Increased unfunded criminal justice mandates for victims and the agency



AG Barrett-Anderson and her staff commemorate victims and their service providers during National Crime Victims' Rights Week.

WE WANT TO HEAR FROM YOU!

Do you like this report? Is there any other information you would like to see included?

Please let us know by contacting Carlina Charfauros, Public Information Officer at 475-3324 ext. 5020 or email at ccharfauros@guamag.org.



Future Outlook

The Office of the Attorney General seeks to accomplish the following:

- Enhance institutional authority of the OAG
- Provide quality services
- Employee development and satisfaction
- Develop necessary infrastructure for technology, facilities, administration, and financial practices