

CITIZEN CENTRIC REPORT: FY 2014



THE UNIVERSITY

The University of Guam (UOG) was established by the Higher Education Act of 1976 as a non-membership, non-profit, public corporation under the control of a Board of Regents appointed by the Governor of Guam with the advice of the Guam Legislature. It is a U.S. land-grant institution accredited by the Western Association of Schools and Colleges (WASC) offering associate, baccalaureate, and master's degrees. It is reported as a component unit of the Government of Guam.

LOCATION

The University of Guam is located in the Western Pacific on the island of Guam, an unincorporated U.S. territory in the Marianas Islands, resting on 110 acres overlooking the scenic Pago Bay.



CORE COMMITMENTS

1. Academic Quality
2. Student Success, Enrollment Growth, Retention, and Institutional Visibility
3. Community Engagement
4. Institutional Effectiveness and Efficiency



STATISTICS (ACADEMIC YEAR 2014)

Full-Time/Part-Time Students

2,704 Full-Time
935 Part-Time
1,068 Full-Time (Men)
1,636 Full-Time (Women)

Undergraduates

338 Graduates
44 Non-Degree

Tuition

\$4,560/year
\$538 Fees
\$1,878 Books

TABLE OF CONTENTS

About UsPage 1
Academic & Institutional PerformancePage 2
Fiscal PerformancePage 3
Future OutlookPage 4

MISSION STATEMENT

Ina, Diskubre, Setbe.
To Enlighten, To Discover, To Serve.

LEADERSHIP

Dr. Robert A. Underwood
President

Dr. Anita Borja Enriquez
*Senior Vice President,
Academic and Student Affairs*

Mr. Randy Wiegand
*Vice President,
Administration and Finance*

Dr. John Peterson
*Assistant Vice President
Graduate Studies, Research
and Sponsored Programs*

BOARD OF REGENTS

Mr. William Leon Guerrero
Chairperson

Ms. Antoinette Sanford
Vice Chairperson

Mr. Elvin Chang
Treasurer

Mr. Marcos Fong
Regent

Ms. Elizabeth Gayle
Regent

Ms. Jillette Leon Guerrero
Regent

Ms. Mariflor Herrero
Regent

Mr. Chris Felix
Regent

Mr. Hage-Ae Redy Paul
Student Regent

Dr. Robert A. Underwood
Executive Secretary

ACADEMIC AND INSTITUTIONAL PERFORMANCE



DID YOU KNOW?
 UOG has conferred more than **15,000** degrees over the past 63 years!

INSTITUTIONAL PROFILE

Open-admissions, semester-based, U.S. land-grant comprehensive public university

Offers 15 master's degree programs, 35 bachelor's degree programs

Online Learning: offers two online master's programs, 21 fully online graduate and undergraduate courses, and four undergraduate hybrid courses

STATEMENT OF ACCREDITATIONS

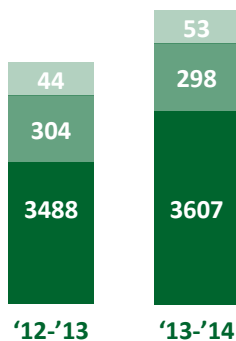
Trademark of academic quality as evidenced by primary and secondary accreditations:

- Western Association of Schools and Colleges (WASC), eight years
- National League for Nursing Accrediting Commission, Inc. (NLNAC), eight years max.
- International Assembly for Collegiate Business Education (IACBE), eight years max.
- National Council for Accreditation of Teacher Education (NCATE)
- Council on Social Work Education (CSWE)

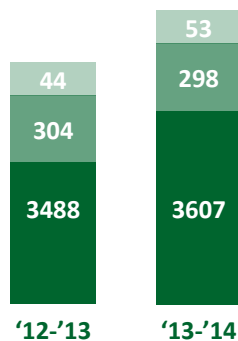
SIGNIFICANT INSTITUTIONAL OUTCOMES

- UOG has maintained the same tuition rates for five years, with support from the Guam Legislature and the Governor.
- Fall 2014 student enrollment was 3,958— the highest on the record.
- WASC commended the university in its review of its 2014 Interim Report for financial improvements; collaborative campus culture; presidential leadership; open communications; and efforts in enrollment management, program review, and assessment.

DEGREES CONFERRED BY ACADEMIC YEAR



ENROLLMENT DATA BY TYPE, BY YEAR: FALL SEMESTER



NUMBER OF DEGREES GRANTED, BY SCHOOL AND YEAR

	'10-'11	'11-'12	'12-'13	'13-'14
College of Liberal Arts & Social Sciences	58	79	77	64
College of Natural & Applied Sciences	40	48	43	60
School of Business & Public Administration	136	130	149	144
School of Education	95	73	76	73
School of Nursing & Health Sciences	33	35	44	63
Graduate Studies	126	124	113	104
TOTAL	488	489	502	508

UNDERGRADUATE
 GRADUATE
 NON- DEGREE/POST GRADUATE

FISCAL PERFORMANCE



IMPORTANT FINANCIAL TRENDS

- Financial surplus in 11 of the last 12 years, averaging \$3 million and 3% to 5% of revenues.
- The University is now a \$93 million revenue organization, down 2% from FY 2013 due to decreased grant revenues.
- Grants and contracts were \$37 million, down \$2.8 million due to the completion of several large federal grants.
- Expenses have been held in check, even with increased enrollment, explosive growth in giant spending, stepped-up facility maintenance, merit-based salary increments, and utility and retirement rates have also increased.

REVENUES & APPROPRIATIONS

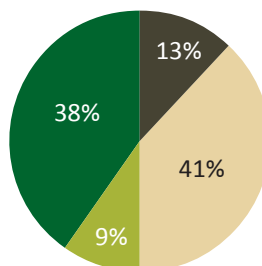
UOG brought in \$88.5 million in revenues. \$56.6 million came from operations while the Government of Guam (GovGuam) appropriations account for \$33.5 million. There was a \$1 million allotment holdback.

University-generated revenues account for 63% of consolidated revenues while GovGuam appropriations are 38%.

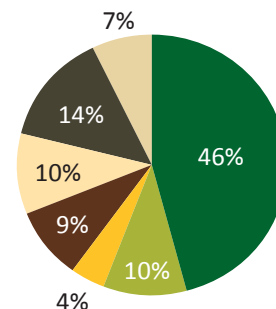
EXPENSES

The university spent \$86.9 million of which \$39.6 million (46%) was spent directly on its core mission – instruction, research, and public service. Of that, 46% went to instruction, 26% to public service, and 28% to research.

REVENUE IN MILLIONS



EXPENSES IN MILLIONS



REVENUES BY SOURCE (IN 1,000's)

	FY2013	FY2014
Tuition & Fees (net)	9,989	11,510
Grants & Contracts	38,009	35,995
Auxiliary & Other	8,552	7,528
Total Generated Revenues	56,550	55,033
GovGuam Appropriations	32,162	33,506
Total Revenue	88,712	88,539

EXPENSES BY CATEGORY (IN 1,000's)

	FY2013	FY2014
Core Mission	41,460	39,557
Academic Support	8,865	8,934
Student Service	4,049	3,634
Institutional Support	7,781	8,108
Operation/Maintenance	7,107	8,797
Scholarship	12,275	12,168
Other	5,573	5,718
Total Expenses	87,110	86,916

The independent audit was performed by Deloitte. A clean opinion was issued on the Financial Statements. To view the Annual Audit Report, visit: www.uog.edu.

FUTURE OUTLOOK



STRATEGIC FOCUS

UOG envisions implementing the following initiatives:

1. Efficient use of information technology and shared services
2. The application of an energy audit and conservation plan for all units, working closely with the Center for Island Sustainability
3. Increased efforts for online learning geared toward a new source of revenue generation

PROJECTED IMPROVEMENTS

The university of Guam has solicited bids from chartered vendors for the UOG Dorm III Renovation Project. The purpose of the project is to further enhance the facilities and accessibility of college residents, especially with regards to maintaining a safe environment and sanitation.

The university of Guam also is working to obtain a document management equipment and software lease that will help further enhance the efficiency and productivity of the organization. Technically, the machine will help the institution get connected to the newly developed measures.

Lastly, the university is searching for food and beverage concession to offer the students convenient dining and inexpensive meals.

By doing so, UOG will provide easy access to nutritional food to its students.

VISION 2025 – 21ST CENTURY CAMPUS

By the year 2025, University of Guam campus will be a 21st century campus that enhances the university's role as an essential resource to Guam and the region. The university is an institution for higher learning where development of the academic and professional foundation for future leaders takes place. The capability of the university is critical to the development of this leadership foundation, and Vision 2025 maps the university's campus evolution in response to the anticipated needs of its students, educators, researchers, staff, and the community. The product of Vision 2025 is a campus that strengthens and perpetuates the University of Guam as the natural choice for students in Guam and the region who seek higher learning. The university aims to revolutionize the campus by year 2025 by offering modernized and sustainable facilities to the students, educators, staff, researchers, and the general public. Some of the improvements that will be implemented are for the following buildings:

1. Computer Center
2. Fine Arts Facility
3. Triton Engagement Center
4. The President's Grove & Campus Entry



We want to hear from you! Do you believe this report should include any other information?

Please contact: Zeny Nace, Comptroller (671) 735-2942

The University of Guam wishes to acknowledge the students of the School of Business & Public Administration Spring 2015 Accounting Majors for their contribution to the Citizen Centric Report.