



DEPARTMENT OF YOUTH AFFAIRS

Citizen Centric Report

FISCAL YEAR 2021

OCT. 2020 - SEPT. 2021



para i fama guon-ta

TABLE OF CONTENTS

- ABOUT DYA
- PERFORMANCE
- FINANCES
- OUTLOOK

LEADERSHIP

MELANIE W. BRENNAN
Director

MICHAEL D. WEAKLEY
Deputy Director

CORRINE T. BUENDICHO
Youth Development Administrator

DAVID T. AFAISEN JR.
Superintendent

JEANNETTE C. TOVES
Administrative Services Officer

ROBINETTE S. BALAJADIA
Social Services Supervisor I

DANIELLE CAMACHO
Compliance Officer/PIO

SHAWN J. NELSON
Response Activity Coordinator

AGENCY INFORMATION

P.O. Box 23672
Barrigada, Guam 96923

Director's Office
(671)735-5010

Division of Youth Development
(671)735-5035

Division of Social Services
(671)735-5022

Administrative Services Unit
(671)735-5009

Culinary Unit
(671)735-5047

Maintenance Unit
(671)735-5040

Lagu Resource Center
(671)635-4392

Kattan Resource Center
(671)477-9557

Haya Resource Center
(671)565-5031



ABOUT US

Despite navigating this enduring pandemic for the last 21 months, the Department of Youth Affairs maintains its commitment to Guam's youth and made significant strides in achieving our mission in 2021; the most significant of which was our collaboration with the Guam Department of Education and the resurrection of the Summer Youth employment Program, which had been in hiatus for the last 15 years. This positive youth development opportunity benefitted island youth and provided mentorship, educational and skills development for over 630 of Guam's future work-force during a very challenging period in our history.

Another collaborative effort occurred in the first month of 2021 until the summer of 2022, through Executive Order 2021-02, our department's case management division was deployed to Child Protective Services to immediately assist the overwhelmed agency address a backlog of over 800 unaddressed child abuse and neglect referrals. Once again, this partnership between the child welfare and juvenile justice systems came about during a very critical period and will have a long-

OUR MISSION

The mission of the Department of Youth Affairs (DYA) is to improve the quality of life on Guam for all people by the development and implementation of programs and services that promote positive youth development, decrease juvenile delinquency and status offenses, hold youth accountable for their actions and provide them with appropriate treatment and opportunities to succeed in the community.

OUR TEAM	2019	2020	2021
UNCLASSIFIED	3	3	3
CLASSIFIED	70	70	
LIMITED TERM	3	3	1

OUR DIVISIONS

VOCATIONAL REHABILITATION & SUPPORT SERVICES

Administrative Services Unit, Maintenance and Culinary Unit

VISION OF SPECIAL SERVICES

Youth Correctional Facility and Cottage Homes

YOUTH DEVELOPMENT

Counseling Case Management and Community Social Development Unit

lasting impact on the youth and families we both serve.

Since 2019, our Youth Correctional Facility, has seen a downward trend in admissions, overall population and average length of stay due to Juvenile Justice Reform efforts led by the Judiciary of Guam to reduce the use of secure confinement for youth and since 2020, a decline due to COVID-19 mitigation efforts. Sustaining these accomplishments will be a priority in the years to come. Understanding that youth are physically, emotionally, and cognitively different from adults and should be treated in developmentally appropriate and trauma informed ways is key to better outcomes. Acknowledging and ensuring that secure confinement is harmful to the developing adolescent brain and should be reserved only for the small number of youth who present a serious threat to themselves or the community remains a guiding principle. We believe in supporting at-risk youth; the opportunities must outweigh their challenges; it is with these principles that direct us into 2022!

OUR HISTORY

The Youth Affairs Act was introduced on February 28, 1978 by Senator Edward R. Duenas. Upon its passage this legislation has been carried out to improve the quality of life on Guam through implementation of programs and services that promote youth development, decrease juvenile delinquency and status offenses, strengthen the family unit and ensure that offenders are held accountable for their actions and are provided with appropriate treatment.



YOUTH DEVELOPMENT

At the onset of FY2021, we were still in the midst of the COVID-19 Pandemic. In response to the spread of the new omicron coronavirus variant, the number of remanded juveniles remained low as DYA continued to highly scrutinize those being referred for placement into our facility. As public agencies were subject to mandated protocols implemented government wide in order to protect the overall health and safety of the community, the Youth Development Division scaled back on services in order to mitigate the spread of the virus.

In response, the DYA Youth Resource Centers in Dededo, Mangilao, and Agat remained closed to the public, however, programs and services specific to at-risk children and youth, as well as court-involved youth, continued uninterrupted throughout the pandemic. Services remained in place as social workers and community program aides continued to report to their respective sites responding to and fielding all telephone calls, referrals, emails, and coordinating positive messages to put on our social media sites geared toward outreach and prevention efforts.

The Case Management Unit (CMU) continued to provide case management and support services to the juveniles confined at DYA to ensure that all clients were afforded their basic and legal rights. Social Workers continued to advocate to the courts on behalf of their clients, as well as to other service providers to ensure that their clients' physical, emotional, and psychological needs were being met. Virtual platforms became the normal way of doing business with many staff attending meetings, as well as educational and professional online webinars and conferences to increase their knowledge and hone their skills.



Virtual platforms became the normal way of doing business with many staff attending meetings, as well as educational and professional online webinars and conferences to increase their knowledge and hone their skills.

On January 21, 2021, Governor Lou Leon Guerrero signed into law, Executive Order No. 2021-02: Relative to Declaring an Emergency Regarding the Operational State of Child Protective Services. In so doing, Director Melanie Brennan was temporarily appointed as administrative custodian for the duration of the emergency period which continued through the end of the fiscal year. As a result, six (6) YD Employees consisting primarily of the Administrator, Social Service Supervisor, and social workers, were initially reassigned to work at CPS on January 26, 2021. On September 7, 2021, five (5) additional YD Staff consisting of community program aides were also temporarily detailed to work at CPS to provide supportive services.

Despite the fact that a little more than half the YD Team were assisting at CPS, DYA continued to implement evidence-based practices and collaborate on service planning to prevent duplication efforts in order to better serve the youth and their families. The MAYSI-2 assessment tool was used during the intake process, which is a brief behavioral health screening tool designed to identify important and pressing behavioral health needs primarily for youth 12-17 years old; the PREA Vulnerability Assessment was also used, which is an instrument used to determine risk of victimization and/or sexually aggressive behavior and was just recently implemented in June 2020; as well as an individual assessment on all new admissions was



conducted by our licensed counselor within the first 48 hours of the youth's placement at DYA.

All these preliminary services are designed to strengthen re-entry of youth back into their community by immediately identifying risk-level, determining risks of reoffending and level of supervision services, which better assists the Case Review Team to formulate clinical rehabilitative treatment plans, case management, and further programs and services inclusive of supportive assistance from DYA's partner agencies and organizations within the community (i.e. Superior Court of Guam (JPO, CSFCD), Sanctuary, GBHWC, GDOE, etc.). Previously, early reunification or reintegration into the community was usually initiated through the Extended Authorize Leave (EAL) or the Jumpstart Programs, both consist of intensive monitoring through frequent visitations and random spot checks by DYA staff to ensure compliance of court conditions, continued follow-up care, therapeutic counseling and supportive services, as well as mentoring of the juvenile client as they transition and work toward a more positive and productive life within their home, school and community settings. In an effort to support court-involved youth released from DYA, the Aftercare Program also remains a positive and highly viable option to incarceration as it provides supportive services for the juvenile to have a better chance toward self-sufficiency and independence.

DYA continues to move toward standing up a juvenile re-entry program and will continue to explore viable grant opportunities. This program is designed to help returning juveniles "reenter" society following their incarceration. Through successful partnerships with other agencies and private organizations, we aim to provide these juveniles with services and the necessary tools to rebuild their lives such as, but not limited to, job training/ placement, transitional housing, GED/ adult educational classes, weekly mentoring, transportation funding/coordination, basic life skills training, drug treatment etc. The three primary goals of re-entry is to (1) reduce recidivism; (2) improve public safety; and (3) save money. It is our hope that we are successful in our bid as this accomplishment will be a milestone for Guam.



In line with the JJDP core protection regarding the Deinstitutionalization of Status Offenders (DSO), and reform efforts against simply locking up juvenile offenders, and due to the residual effects of the global pandemic, 2021 experienced an almost 50% decrease



in both the number of Extended Authorize Leave/ Jumpstart Referrals, as well as Aftercare Referrals. Over the years, DY-A's emphasis on community reintegration of juvenile clientele through its implementation of positive youth development

programs such as EAL, Jumpstart, and Aftercare have truly been impactful in lowering the overall admissions into our correctional facilities. With the eventual implementation of a youth re-entry program, DYA anticipates even greater success at lowering the overall admission and recidivism rates (Table 2).

Table 2. DYA Extended Authorize Leave/ Jumpstart/ Aftercare for FY2019 – FY2021

Program	FY2019	FY2020	FY2021
Extended Authorize Leave/ Jumpstart	10	9	5
Aftercare	87	70	40



DIVISION OF SPECIAL SERVICES

Youth Corrections Facility (YCF) and Cottage Homes Facility (CHF)

The two facilities that operate 24/7 are the **Youth Corrections Facility (YCF)** and the **Cottage Homes Facility (CHF)** which house non-status and status offenders, respectfully. Both facilities are able to hold in custody a combined total of 101 adolescent clients ages 21 and below. In addition, both facilities remain resilient and continues to adapt to the ever-changing COVID-19 Pandemic with the assigned units identifying sites as potential isolations and quarantine areas that are gender focused. Furthermore, all incoming clients are processed as new or returning admissions for Intake, in which gender and status as LGBTQI are also respected and applied in determining placement at either YCF or CHF via the coordination and reports from GPD, JPO, DOE, and CPS leading to where all are either remanded, detained, adjudicated or released by the courts under the Judicial branch.

2021 was the second year of the COVID-19 pandemic and as a result it led to a decrease in total admissions, despite the overall number of 74 for Intake and Admission, 51% were clients with 2 or more contacts with DYA for full-on admission and detention for over 48 hours.

Male	Female	Total
62	12	74 clients overall GRAND TOTAL of (74 + *38) *actual-Intake admissions for 2nd contacts) 112 PAX received and services provided overall

Nursing services/Clients are Patients

With one licensed registered nurse, came increased duties since the beginning of the pandemic, in order to ensure that they are seeing the clients no less than 3 times weekly for any potential issue or concern. Thus, assisting with the overall medical protocols to administer further services with a reduction of risks at areas within DYA facilities. Additionally, we have taken further initiatives alongside DPHSS to also have our nurse directly involved with covid-19 testing and vaccinations within DYA facilities.

Increased Qualitative IMFT services

The department's sole licensed Individual Marriage and Family therapist (IMFT) has conducted direct services on initial assessments for clients, these assessments are being completed in more than just the face-to-face approach, now it is done via the telephonic approach, or the zoom via a video-to-video approach. The stats below are important to notate the additional and overall services from the IMFT provider. Such as the implementation of the Prison Rape Implementation Act (PREA) which ensures the safety of all clients whether they are the new admissions or the clients that are in custody. More so, the intake officers are also trained in providing the Massachusetts Youth Screening Instrument (MAYSI) where further guidance from the IMFT will be provided when necessary for all new admissions. This has allowed for full on review to be well rounded from the DYA Officers to the IMFT and to the Social workers ensuring the clients are receiving all services that can assist while they are in custody.

Total Clients Seen at DYA	74
Intake Assessments	74
Crisis Intervention	38
Individual Counseling	167



NCIC/VCCH

National Crime Information Center (NCIC), Virtual Computerized Criminal History (VCCH) are two systems that we have implemented with the guidance from our Director and Deputy Director, with the training coming from the Superior Court for our DYA officers who are at the supervisors to management levels. This has significantly contributed to the overall purview of ensuring that all access into the facilities is clearly focused on safety and identification; for all individuals from contractors to service providers to volunteers as well as the officers and staff of DYA be held to high standards.

TOTAL VCCH/NCIC: 375 Background checks Completed

DYA officers Joint Support

DYA officers were actively involved with the overall pandemic support in multiple ways. As essential employees the officers were assigned to assist at the Quarantine Facility (QFAC), and various vaccinations and testing sites located throughout the island which were coordinated by the Department of Public Health & Social Services (DPHSS). DYAs officers were able to assist with traffic control, vaccinations security protocols, Homeland assignments, to include providing support with logistics and supplies, to include pick up and drop off of Professional Protective Equipment (PPEs) to other vital agencies and departments within the Government of Guam.

Education Sustained/Graduations completed

The required education for our adolescents was under a coordinated agreement with DOE’s program title *Liheng Famagu’on*, this joint approach has been innovative and productive in providing the educational services to all clients. The program staff included 5 teachers; 1 coordinator and 1 clerk. As a result of the pandemic protocols, both the hard copy approach and the face-to-face approach via packets provided by teachers to clients in custody, were granted the time necessary to complete and submit the required educational requirements.

Education services were provided to: 112 clients (Middle and High School level) that were admitted into DYAs
**note that approximately 38 clients were on their 2nd or more contacts with DYAs*

Total that Earned High School Diplomas 2 Clients

Group activities

(Religious Services -Catholicism/Seventh Day Adventist/Victory Chapel, other groups etc.)

Additional services and support were provided by numerous outside organizations that were untiring even during the pandemic at all levels of PCOR. SDA teams have been able to initiate services. The catholic church has been significantly helpful, whether it be a deacon or a priest to provide mass and other religious services. The partnerships with these organizations play a vital role in supporting the mentoring program and other needed activities.

Mane’lu	64 group sessions
SDA	7 group sessions
ART Class	11 group sessions
Catholic Services	40 group services
Vocational Training	8 group services
Non-Profit group (Christian Mothers, Jamaican Grill)	2 group events



POST Certification

The current status of officers at Category 1 for Peace Officers Standards and Training (POST) are:

POST Certified and Commissioned	40 out of 43 officers—4 officers attending GCC	
COPAT	Passed	34
	Failed	0
	Medical Profile	9

Reduction in contraband within YCF and CHF

A significant approach in the reform is the reduction of contraband, items that are not allowed in the YCF, found in the units for both YCF and CHF. **Total contrabands confiscated is 6.**

Prison Rape Elimination Act (PREA)

We have increased the approach for PREA duties and responsibilities on the latter part of 2021, which now includes direct education services by the supervising officers and OICs every month to ensure all clients and staff stay informed and focused on the purpose of PREA and more importantly to ensure the safety through the practicing what is needed to enforce PREA at all levels for clients and staff under YCF and CHF.

PREA education conducted:

- 112 total to clients - PREA direct education services were provided
- 7 groups presentations that were completed by YSSs and/ or OICs - For YCF and CHF

Visitation Services

Visitation continues to be a priority and a well-established service that is provided within both facilities. **Visitations for YCF and CHF have been available - 208 days provided with set times.**



In FY2021, the total number of client admissions as well as the overall recidivism rate decreased tremendously in comparison to previous years which was a direct result of the ongoing effects of the COVID-19 Pandemic. (Table 1).

Table 1. DYA Admissions for FY2019—FY2021

Year	FY2019			FY2020			FY2021		
	Total	Male	Female	Total	Male	Female	Total	Male	Female
Total Admission	360	316	44	212	180	32	74	62	12
1 st contact	125	95	30	74	58	16	36	27	9
2 nd or more contacts	235	221	14	138	122	16	38	35	3
Recidivism	65.28%			65.09%			51.35%		

TOP OFFENSES

The top offenses by admissions are illustrated in the following chart. The top offenses for the non-criminal related offenses have remained the same for the last three FYs. Interestingly, in regard to the criminal related offenses, Family Violence was the top offense committed by juveniles remanded to DYA, which suggests that the overall stressors associated with COVID-19 may have contributed to the rise of such cases in comparison to previous years.

Table 2. DYA Admissions by Top Offenses for FY2019 - FY2021

FY2019				FY2020				FY2021			
Type of Offense	Total	Male	Female	Type of Offense	Total	Male	Female	Type of Offense	Total	Male	Female
Non-Criminal Related:				Non-Criminal Related:				Non-Criminal Related:			
Beyond Control	112	96	16	Beyond Control	60	47	13	Beyond Control	28	20	8
Violation of Court Order	105	96	9	Violation of Court Order	43	36	7	Violation of Court Order	16	14	2
Curfew Violation	22	22	0	Curfew Violation	16	15	1	Curfew Violation	3	3	0
Criminal Related:				Criminal Related:				Criminal Related:			
Assault	38	27	11	Assault	30	20	10	Family Violence	19	17	2
Burglary	31	31	0	Burglary	29	29	0	Assault	12	10	2
Theft of Motor Vehicle	31	31	0	Family Violence	26	17	9	Burglary	9	9	0

ADMISSIONS BY ETHNICITY

The breakdown of DYA client admissions by ethnicity in FY 2021, was nearly the same as that of FYs 2019 and 2020, insofar as the two (2) largest ethnic groups admitted into the correctional facilities. 44.59% followed by Chamorros at 31.08% of 74 total admissions into DYA. Other FSM and multi-ethnic blends and populations have remained low in admission numbers and are extremely under represented.

Table 3. DYA Admissions by Ethnicity for FY2019 - FY2021

FY2019				FY2020				FY2021			
Total Admission 360				Total Admission 212				Total Admission 74			
	Total	Male	Female		Total	Male	Female		Total	Male	Female
Chuukese	225	206	19	Chuukese	123	115	8	Chuukese	33	31	2
Chamorro	100	80	20	Chamorro	71	48	23	Chamorro	23	18	5
Palauan	12	12	0	Filipino	7	7	0	Chamorro/ Filipino	9	5	4
Pohnpeian	11	10	1	Pohnpeian	5	5	0	Filipino	2	2	0
African American	3	2	1	Kosraen	3	3	0	Pohnpeian	1	1	0
Filipino	2	1	1	Latino	1	1	0	Caucasian	1	1	0
Kosraen	2	1	1	Marshallese	1	1	0	Chuukese/ Chamorro	1	1	0
Yapese	2	2	0	African/ German	1	0	1	Japanese/ Caucasian	1	1	0
Caucasian	1	1	0					Chuukese/ Mexican	1	0	1
Korean/ Caucasian	1	1	0					Caucasian/ Korean	1	1	0
Saipanese	1	0	1					Chamorro/ Palauan	1	1	0

FINANCIALS

For Appropriation/Expenditure Report pursuant to 5 GCA §10306

Government of Guam

FY 2021 4th Qtr Appropriation/Expenditure Report ending

DEPARTMENT OF YOUTH AFFAIRS

Carry Over			
5100A2020	Object Category	Appropriations	Expenditures
GENERAL FUND	REGULAR SALARY	99,057.93	84,514.37
	OVERTIME SALARY	0.00	0.00
	FRINGE	41,132.43	31,479.70
	CONTRACT	247,301.63	121,443.16
	SUPPLIES	153,135.62	127,766.10
	EQUIPMENT	19,745.00	10,481.96
	DRUG TESTING	2,720.00	2,400.00
	MISC	25.00	0.00
	POWER UTILITY	62,074.36	62,074.36
	WATER UTILITY	1,657.08	1,649.99
	TELEPHONE UTILITY	850.25	850.25
	CAPITAL OUTLAY	0.00	0.00
GENERAL FUND Fund Totals:		627,699.30	442,659.89

Carry Over			
5602A2020	Object Category	Appropriations	Expenditures
SPECIAL FUNDS	REGULAR SALARY	41,933.16	42,517.72
HFF	OVERTIME SALARY	-11.04	0.00
	FRINGE	14,617.13	13,637.91
SPECIAL FUNDS HFF Fund Totals:		56,539.25	56,155.63

Fund	Object Category	Appropriations	Cumulative Expenditures
5100A2120	REGULAR SALARY	3,469,037.32	3,429,887.55
GENERAL FUND	OVERTIME SALARY	128,748.00	128,578.03
	FRINGE	1,218,826.09	1,210,823.76
	CONTRACT	303,973.00	147,345.52
	SUPPLIES	50,690.59	19,987.73
	EQUIPMENT	11,220.00	0.00
	DRUG TESTING	240.00	0.00
	MISC	6,750.00	6,600.00
	POWER UTILITY	46,244.00	46,244.00
	WATER UTILITY	18,000.00	15,043.36
	TELEPHONE UTILITY	60,124.47	29,256.98
	CAPITAL OUTLAY	0.00	0.00
GENERAL FUND Fund Totals:		5,313,853.47	5,033,766.93

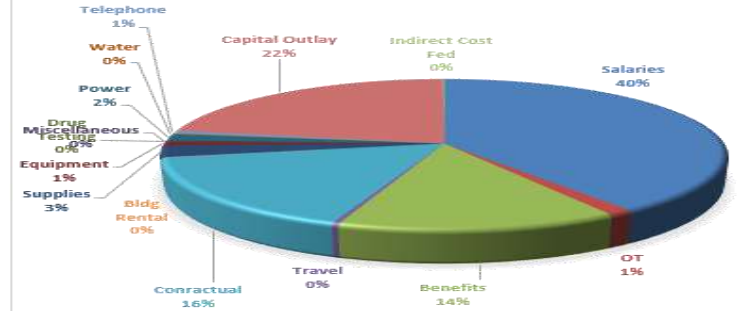
Fund	Object Category	Appropriations	Expenditures
SPECIAL FUNDS	REGULAR SALARY	470,868.00	427,431.16
HFF	FRINGE	173,824.00	167,587.11
	CONTRACT	6,428.00	5,842.91
	POWER UTILITY	31,382.00	31,382.00
SPECIAL FUNDS HFF Fund Totals:		682,502.00	632,243.18

DYA RECORD			
Fund 5101__20	Object Category	Appropriations	Expenditures
FEDERAL GRANT	REGULAR SALARY	26,059.00	2,257.18
CUMULATIVE	FRINGE	8,245.00	848.00
Title II, 16, 18, 19, 20	TRAVEL	35,608.00	0.00
PREA 20	CONTRACT	1,123,064.00	7,008.00
CIP 19, 20	BUILDING RENT	7,208.00	0.00
NSLP 19	SUPPLIES	49,709.00	16,605.92
	EQUIPMENT	54,446.00	17,380.02
	MISCELLANEOUS	20,099.00	0.00
	TELEPHONE UTILITY	5,760.00	1386.27
	CAPITAL OUTLAY	2,267,498.20	0.00
	INDIRECT COST - FEDERAL	10,044.00	388.41
FEDERAL GRANT FUND Fund Totals:		3,607,740.20	45,873.80
		Appropriations	Expenditures
TOTALS DYA Current		10,288,334.22	6,210,699.43

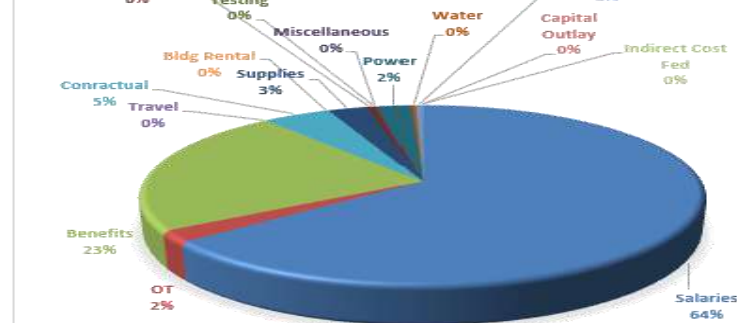
SUMMARY

Category	Appropriation	Expenditure
Salaries	\$ 4,106,955	\$ 3,986,608
OT	\$ 128,737	\$ 128,578
Benefits	\$ 1,456,645	\$ 1,424,376
Travel	\$ 35,608	\$ -
Contractual	\$ 1,680,767	\$ 281,640
Bldg Rental	\$ 7,208	\$ -
Supplies	\$ 253,535	\$ 164,360
Equipment	\$ 85,411	\$ 27,862
Drug Testing	\$ 2,960	\$ 2,400
Miscellaneous	\$ 26,874	\$ 6,600
Power	\$ 139,700	\$ 139,700
Water	\$ 19,657	\$ 16,693
Telephone	\$ 66,735	\$ 31,494
Capital Outla	\$ 2,267,498	\$ -
Indirect Cost	\$ 10,044	\$ 388
	\$ 10,288,334	\$ 6,210,699

APPROPRIATION



EXPENDITURE



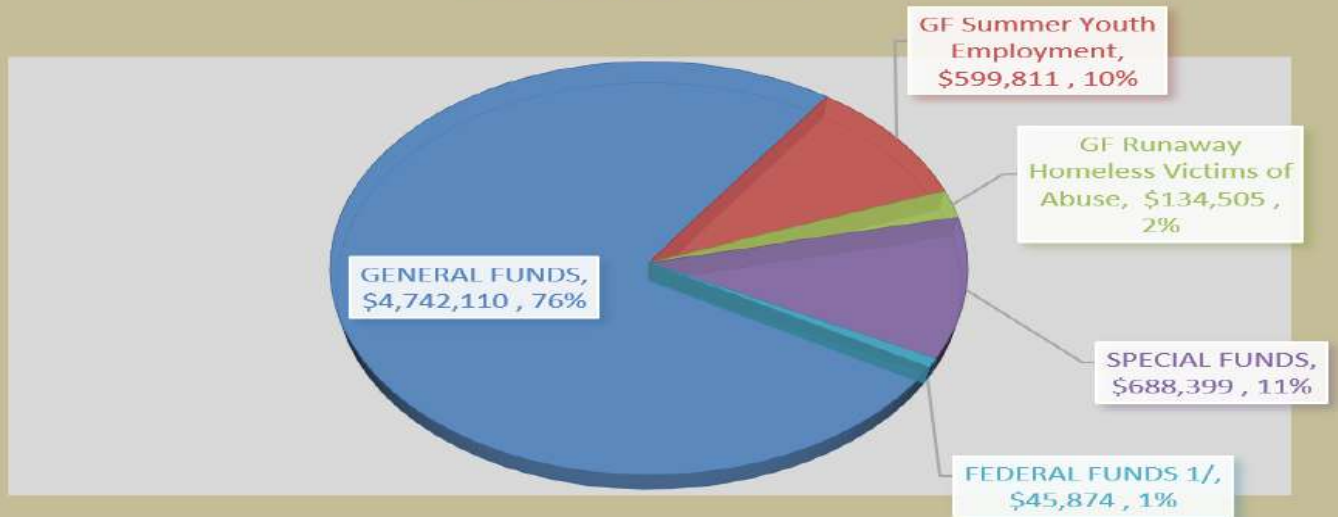
APPROPRIATION/EXPENDITURE BY FUND SOURCE

FY2021 APPROPRIATION/EXPENDITURE BY FUND SOURCE		
	APPROPRIATIONS	EXPENDITURES
GENERAL FUNDS	\$ 5,000,207	\$ 4,742,110
GF Summer Youth Employment	\$ 674,431	\$ 599,811
GF Runaway Homeless Victims	\$ 266,915	\$ 134,505
SPECIAL FUNDS	\$ 739,041	\$ 688,399
FEDERAL FUNDS 1/	\$ 3,607,740	\$ 45,874
	\$ 10,288,334	\$ 6,210,699

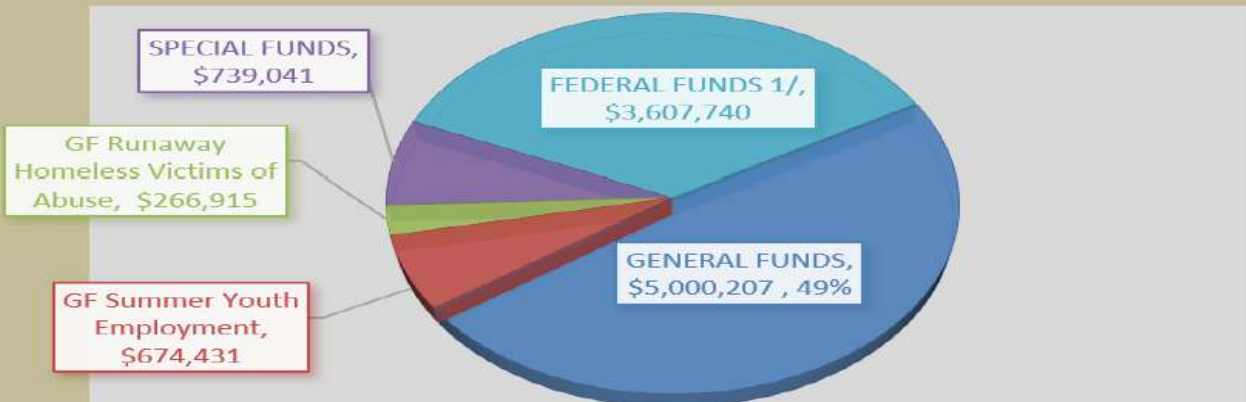
1/ Federal fund EXPENDITURES are for current year and not cumulative



EXPENDITURES

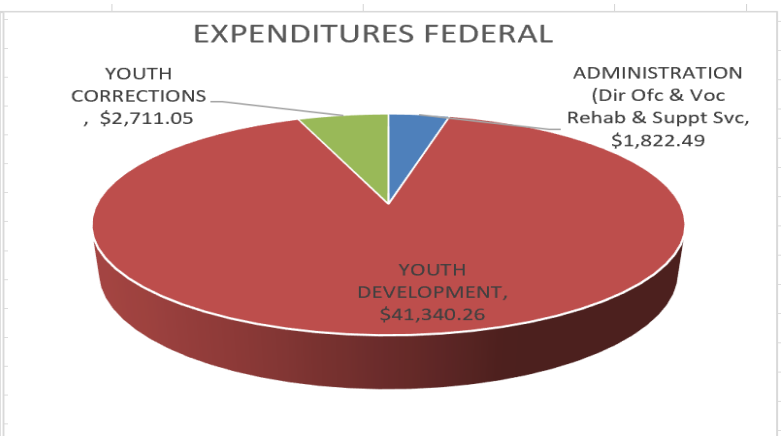
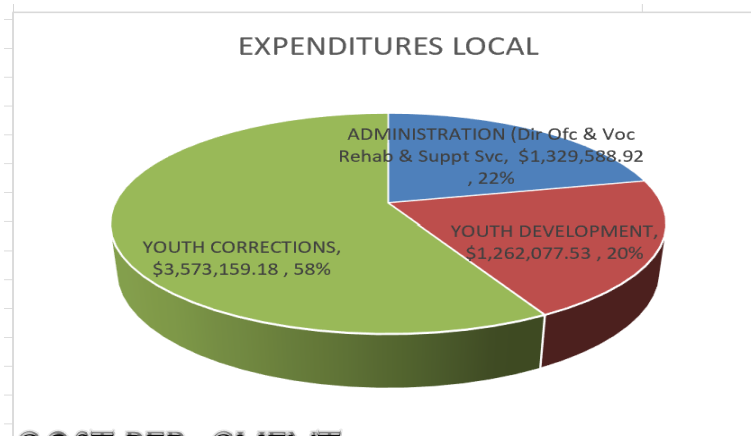


APPROPRIATIONS



EXPENDITURE BY DIVISION

FY2021 EXPENDITURES BY DYA DIVISION		
	EXPENDITURES LOCAL	EXPENDITURES FEDERAL
ADMINISTRATION (Dir Ofc & Voc Rehab & Suppt Svc)	\$ 1,329,588.92	\$ 1,822.49
YOUTH DEVELOPMENT	\$ 1,262,077.53	\$ 41,340.26
YOUTH CORRECTIONS	\$ 3,573,159.18	\$ 2,711.05
	\$ 6,164,825.63	\$ 45,873.80



COST PER CLIENT

COST FOR CLIENT SERVICES	FY2021 Amount		
	Youth Correction Facility AMOUNT	Youth Development AMOUNT	TOTAL FY2021
TOTAL EXPENDITURES (Local and Federal)	\$ 4,307,144.14	\$ 1,903,555.29	\$ 6,210,699.43
Total Federal Expenditures (\$)	\$ 2,711.05	\$ 43,162.75	\$ 45,873.80
Total Local Expenditures (\$)	\$ 4,304,433.09	\$ 1,860,392.54	\$ 6,164,825.63
TOTAL NUMBER OF PERSONS CONFINED/SERVED	74	45	119
Total FAS Persons Confined/Served	36	27	63
Total non-FAS Persons Confined/Served	38	18	56
TOTAL COST PER PERSON CONFINED/SERVED	\$ 1,698.40	\$ 174.28	
Cost per person confined/served (Federal) (\$)	\$ 1.07	\$ 3.95	
Cost per person confined/served (Local) (\$)	\$ 1,697.33	\$ 170.33	
TOTAL FAS COSTS (Local and Federal)	\$ 2,153,571.88	\$ 1,096,086.73	\$ 3,249,658.61
Total FAS (Federal Costs) (\$)	\$ 1,355.53	\$ 24,853.56	\$ 26,209.09
Total FAS (Local Costs) (\$)	\$ 2,152,216.35	\$ 1,071,233.17	\$ 3,223,449.52



CHALLENGES

DYA continues to focus its' efforts on addressing the Racial and Ethnic Disparity (RED) relative to Chuukese youth which requires a closer look or examination under the Juvenile Justice Reform Act of 2018 (JJRA). Through more effective collaborative efforts with community partners, we are trying to better assess the reasons for the disproportionate representation specifically of Chuukese youth at all decision points within Guam's Juvenile Justice Continuum. It is our goal to implement data-based prevention and system improvement efforts, as well as to better engage Guam's Chuukese Community through frequent and more consistent contact with their political and religious leaders, elders and all citizens during roundtable discussions, and stakeholders' meetings, so that they have a voice to better address the challenges they continue to face as island residents.

During case review meetings, we continue to address treatment/rehabilitative programs and individualized care by clinical staff, correctional staff, social workers, and education representatives, taking into consideration the varying complexity levels of each case. Clinical Assessments and Diagnoses help identify contributing factors for the current crime trends which often includes drug and alcohol abuse, poor parent/ child relationships, lack of positive role models, peer group influences, child abuse/neglect, mental health issues, school academic failures, as well as poverty and homelessness. Even through the ongoing pandemic, DYA continued to work diligently on each and every case, trying to better identify and understand their complexities and root causes that contribute to the juveniles' extended length of stay. A primary challenge that has increased in the last couple of years remains the number of juveniles whose families are considered "homeless." Often times, even though the juveniles have successfully completed or fulfilled their remand sentence, their release dates are postponed as it is determined that their family is unable to provide a suitable home. As we continue to see this steady upward trend among the juveniles remanded into custody, it is an issue often discussed during Guam Homeless Coalition monthly meetings.

DYA continues to work diligently to address and implement public health and safety initiatives to safeguard our at-risk children and youth, but must quickly evolve and expand in order to keep up with the increased challenges, especially in light of all the ongoing impacts of COVID-19. The DYA Team are committed and remain steadfast in trying to create more effective programs, services and activities to better promote positive youth development for all our island's children and youth.



OUTLOOK

- Remnants of the COVID-19 Global Pandemic were still very much felt going into FY2021, causing continued delay in many aspects imaginable. DYA is still waiting to begin the process of building the new DYA Administration Buildings and Cottage Homes using previously awarded DOI Capital Improvement Monies. We remain hopeful that this project will be prioritized as we gradually transition back to some normalcy;
- Looking into grant opportunities for our at-risk children and youth population specific to recovery from the pandemic, as well as other compounded factors that posed as challenges based on trends captured in our 2021 statistics;
- Succession planning will be a priority in the new fiscal year in order to ensure that institutional knowledge is fully transitioned, passed on and effectively taught to the next generation of leaders for Guam's workforce.

All previous Citizen Centric Reports can be found on our website: dya@gov.gu Would you like to know specific information that wasn't included in this report? We want to hear from you.





Office of Public Accountability <admin@guamopa.com>

Citizen-Centric Report - DYA

Michael D. Weakley <michael.weakley@guam.gov>

Mon, Sep 19, 2022 at 10:13 PM

To: admin@guamopa.com, Speaker Barnes <speaker@guamlegislature.org>

Cc: Melanie Brennan <melanie.brennan@dya.guam.gov>, Vincent Duenas <vduenas@guamopa.com>

Honorable Therese M. Terlaje

Speaker, *I Mina 'trentai Sais Na Liheslaturan Guåhan*

Benjamin J.F. Cruz

Public Auditor, Office of Public Accountability

Hafa Adai:

Pursuant to **1 GCA Chapter 19 §1922(a)**, transmitted herewith is the Department of Youth Affairs Citizen-Centric Report (CCR) for fiscal year 2021.

In addition, a digital copy may be found on our website at <http://dya.guam.gov/citizen-centric-report/>.

Should you have any questions or require additional information, please do not hesitate to contact me at 671-735-5010.

Senseramente,



Michael D. Weakley

Acting Director, Department of Youth Affairs

Government of Guam

Office: (671) 735-5002

Cell: (671) 797-1936

 **2021 CCR - DYA.pdf**
4341K