



# Bureau of Statistics and Plans

## Sangan Plãnu Siha Yan Emfotmasion

### A Report to our Citizens in FY 2018



Published 07/26/2019

#### MISSION STATEMENT

The mission of the Bureau of Statistics and Plans is to ensure Guam's resources are effectively used for the benefit of present and future generations by appraising, coordinating, preparing, and assisting in the development of a wide range of plans, policies, studies and statistics that further economic, social, land use, environmental and infrastructural goals, priorities and planning activities.

#### MagPro Awards of Excellence

##### Project/Program of the Year

- Guam Year of the Reef 2018

##### Cost Savings/ Innovative Idea of the Year

- GPS Base Station

##### Supervisor of the Year

- Statistics & Economics

##### Individual Categories:

- Community Service & Volunteerism
- Inspiration and Encouragement
  - Behind the Scene



Awardees for Guam Year of the Reef 2018, MagPro Ceremony, UOG.

#### Inside this issue:

About Us	1
Program Performance	2
Fiscal Performance	3
Challenges & Moving Forward	4

#### ABOUT THE BUREAU

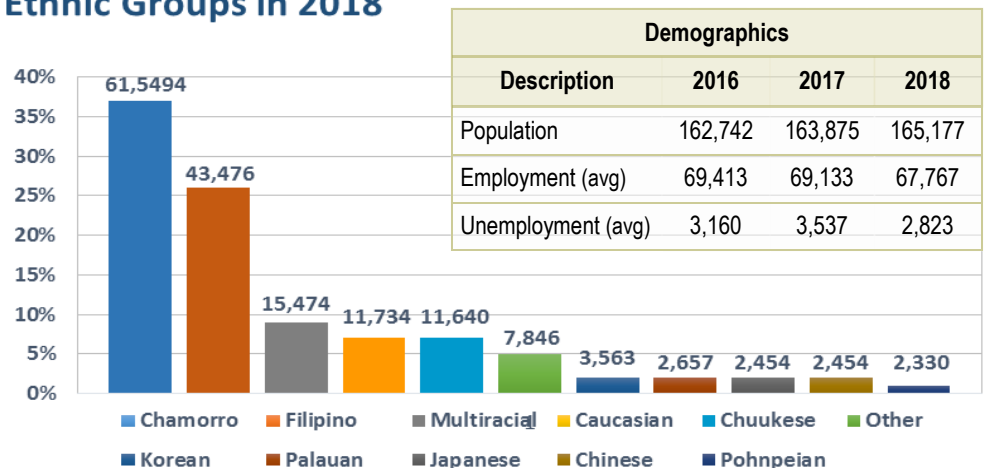
BSP is a staff agency to the Office of the Governor. Other public laws and Governor's Executive Orders granted additional roles to BSP such as providing administrative support to the Guam Developmental Disabilities Council (GDCC) and providing a preliminary Business Sector Disaster Damage report to the Governor in the aftermath of a Typhoon.

The Bureau is dedicated to providing expediency in all of its endeavors and in promoting the welfare of the community. Bureau staff are professional in their field of work and dedicated to ensure the Bureau's mission is carried out for the overall benefit of the island. In 2018, the Bureau employed approximately 36 employees that supported five program divisions: Administration, Business & Economic Statistics, Socio-Economic & Coral Reef Initiative, Planning Information Program, and the Guam Coastal Management Program.

Divisions	Program Objective	Staff
Administration	Ensure executive guidance is provided; advise the Governor and provide appropriate administrative and fiscal support.	7
Business & Economic Statistics	Provide business and economic statistical data such as the Consumer Price Index, Import & Export Trade and other key economic indices.	8
Socio-Economic & Coral Reef Initiative	Coordinate and provide direct planning support and technical assistance for socio-economic development, marine and criminal justice systems; administer USDOJ, NOAA and DOI grants.	5
Planning Information Program	Disseminate key demographic and socio-economic information to include Census, Compact Impact, Guam Statistical Yearbook and Fisheries.	7
Guam Coastal Management Program	Promote and foster the use, conservation and preservation of Guam's land and ocean resources; federal consistency; military expansion, GIS/Land Use, outreach & education.	9

In partnership with NOAA, a Coral Fellow provides technical assistance to address specific coral reef management concerns such as climate change, land-based pollution and fishing impact on coral reefs as part of our coral reef mitigation and conservation efforts.

#### Ethnic Groups in 2018



Sources: 2010 Census of Guam, BSP, 2017 Guam Statistical Yearbook; Department of Labor: The Unemployment Situation on Guam Summary History: 1974-2019.

The Bureau reviewed 138 applications in 2018 for consistency with Guam's policies and adherence with applicable federal and local statutes and Guam State Clearinghouse requirements.

Application Reviews	FY 2017	FY 2018
Guam State Clearinghouse	35	54
Application Review Committee (ARC) & Guam Land Use Commission Reviews (GLUC)	48	55
Federal Consistency	25	29
<b>Total Reviews</b>	<b>108</b>	<b>138</b>



Inclement weather from Typhoon Manghut did not stop volunteers at clean-up sites. Efforts resulted in 5,369 volunteers and 1,196 pounds collected in debris. Site: Paseo, Hagatna.

The 24th Annual Guam International Coastal Cleanup (GICC) was postponed due to Typhoon Manghut. The data represents only the total number of volunteers and pounds in debris collected during the short period of time.

Location	Pounds Collected	
	2017	2018
Northern Guam	7708	5,558
Central Guam	17,215.50	620
Southern Guam	11,342	2,405.50
<b>Total Pounds:</b>	<b>36,265.50</b>	<b>8,583.50</b>
<b>Total Volunteers:</b>	<b>5,369</b>	<b>1,196</b>

Published and released the 2017 Guam Facts and Figures At-A-Glance Brochure compiled from various statistical reports. Table presents current and prior year economic performance with regards to Finance and Business. In 2018, bank deposits and bank loans increased by 5% as compared to 2017; consumer bankruptcy filings increased by 28%; construction permits decreased by 32%; and occupancy permits increased by 30%.

Finance & Business	2016	2017	2018
Bank Deposits, total <sup>1,2</sup> .....\$Mil.	2,958.4	2,845.0	2,973.9
Time & Savings .....Pct.	43.0	46.3	46.1
Bank Loans, total <sup>2,3</sup> .....\$Mil.	3,228.5	3,262.9	3,407.2
Commercial Loans ..... Pct.	41.4	40.2	42.4
Bankruptcy, total ..... No.	164	127	154
Business filings .....No.	12	9	3
Consumer filings .....No.	152	118	151
Building Permits .....No.	2,448	1,294	1,259
Construction Permits .....\$Mil.	409.3	537.9	367.7
Average value ..... \$Thou.	167.2	415.1	292.0
Occupancy Permits ..... No.	396	270	352

<sup>1</sup> As of December 31. <sup>2</sup> Includes Foreign Banks. <sup>3</sup> Includes Off-Shore Lending Facilities & Foreign Banks. Sources: American Bankruptcy Institute, the Guam Bankers Association & the Department of Public Works.

CY 2018 Multijurisdictional Drug Data show a 144% increase in drug seizures. Predominate drug of choice continues to be "ICE" with recorded seizures of cocaine and prescription medications.

Drugs in Guam	CY 2017		CY 2018	
	Seizure	Value	Seizure	Value
Methamphetamine ("ICE")	28,399	\$13,175,035	58,884	\$24,248,270
Marijuana	17,845	337,602	28,276	618,873
Cocaine	0	0	24,351	1,704,551
Prescription Medications	0	0	495 lbs	2,240,740
Other: Spice/Steroids	1,124	11,611	4,189	70,624
<b>Total Drugs Seized in Grams &amp; Pounds</b>	<b>47,368</b>	<b>\$13,524,248</b>	<b>115,708 grams &amp; 495 lbs.</b>	<b>\$28,886,258</b>

Source: Guam's Multi-jurisdictional Task Force FY 2017-2018 Quarter Progress Reports; seizures reported in grams with exception of prescription medications reported in pounds.

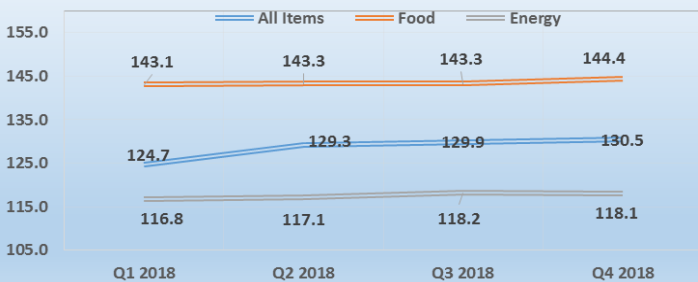


**Fish Import & Export Data Collection and Monitoring System**

In support of fisheries management and sustainability, the Fish Import and Export Data Collection and Monitoring System reported a total of 256,759 fish imports or \$5.2 million in air cargo imports and 393,504 or \$19.6 million in maritime imports from a variety of fish, crustaceans, mollusks and other aquatic fisheries in 2018.

Photo Courtesy by Dave Burdick.

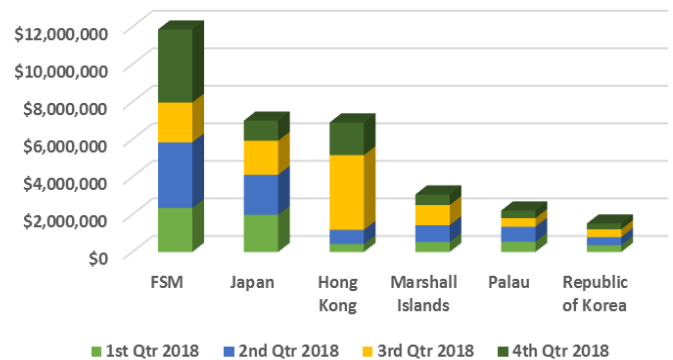
**GUAM CONSUMER PRICE INDEX ALL ITEMS, FOOD AND ENERGY**



The graph depicts how prices, on average, have changed over time. While prices on all items have gradually increased, food prices continue to show more volatility and have outpaced energy price changes over this time period in 2018.

For 2018, exports have averaged \$8.4 million per quarter. The top six export country's: FSM at 36%, Japan at 21%, Hong Kong at 19%, Marshall Islands at 9%, Palau at 7% and Republic of Korea at 5%.

**Guam Exports by Top Country of Destination**





REVENUES

Fiscal Year	General Fund
FY 2018	\$1,304,116
FY 2017	\$1,251,880
FY 2016	\$1,046,026




Collaborative partnerships continue with natural resource managers and local scientists for mitigation efforts with the Crown of Thorns (COTS) at Gun Beach, June 2018. (Photo: V. Brown/UOG Marine Lab)

The Bureau of Statistics and Plans applied and received nine (09) grant awards totaling \$16 million. BSP manages approximately \$23 million in both new and active grants. USDOJ, NOAA and DOI grants are awarded for a 2 to 3 year grant period with 90% passed to subrecipients to implement criminal justice projects, coastal and environmental initiatives. The Census Grant will be used for recruitment, hiring, training, communications and outreach.

Federal Agency	Federal Program Grant Title	Award Amount
USDOJ	Edward Byrne Justice Assistance Grant (JAG)	\$642,192.00
USDOJ	Paul Coverdell Forensic Science Improvement	\$271,960.00
USDOJ	Residential Substance Abuse Treatment Grant (RSAT)	\$110,818.00
USDOJ	Prison Rape Elimination Act (PREA) Reallocation Funds	\$33,632.00
NOAA	Guam Coastal Management Program (GCMP)	\$960,000.00
NOAA	Coral Reef Initiative Monitoring Grant (CRI)	\$220,231.00
NOAA	Interjurisdictional Fisheries Grant	\$15,052.00
DOI	Guam Household Income and Expenditures Survey	\$494,657.00
CENSUS	Census of Guam	\$13,861,055.00
<b>TOTAL:</b>		<b>\$16,609,597.00</b>

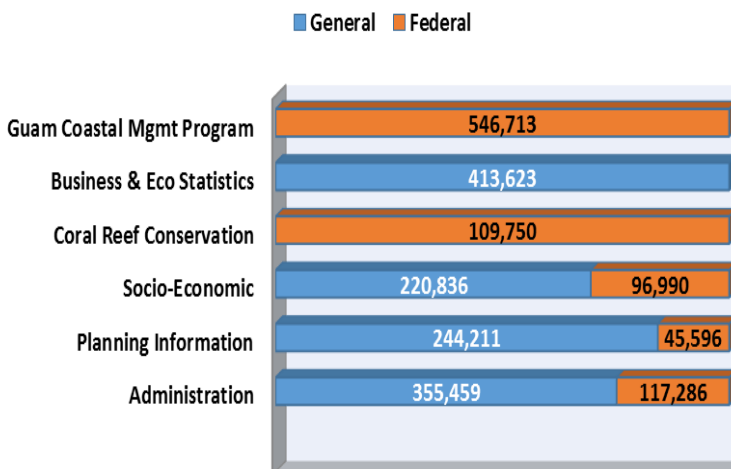
EXPENDITURES

BSP's expenditures primarily consisted of salaries and benefits. Operational expenditures from the General Fund included contractual, telephone and supplies, mileage reimbursement and subsidized rent for the Guam Developmental Disabilities Council (GDDC). Of the 36 employees of the Bureau in FY 2018, 22 were locally funded and 14 were 100 percent federally funded. Of the 22 locally funded employees, 3 were temporary appointments. A total \$916,335 in federal funds was used to cover personnel expenses.



2018 Compact of Free Association (COFA) Enumeration Training. Enumeration results will provide official estimate of Micronesian migrants (FSM, RMI, and Palau) and their children residing in Guam. Site: University of Guam.

FY 2018 Personnel Expenditures by Funding Source



GENERAL FUND BUDGET

Expenditures	2016	2017	2018
Personnel	\$1,000,536	\$1,190,693	\$1,234,129
Contractual Services	3,499	5,786	8,855
Supplies	4,035	1,638	7,369
Travel: Mileage Reimbursement	2,410	6,763	6,763
Drug Testing	0.00	0.00	0.00
Telephone	1,946	6,000	6,000
Office Rent (GDDC)	33,600	41,000	41,000
<b>Total General Funds:</b>	<b>\$1,046,026</b>	<b>\$1,251,880</b>	<b>\$1,304,116</b>



Challenges in 2018:

- ◆ Additional program initiatives were absorbed from other agencies which caused challenges with limited staff resources. Despite additional program tasks, the Bureau met its mandates and additional program initiatives.
- ◆ Implementing a succession plan to build capacity and institutional knowledge of critical program areas remains a challenge with funding constraints.
- ◆ Obtaining federal clearances in a timely manner on special award conditions such as congressional mandates, the Section 106 review process, permitting requirements, and GSA procurement to meet federal grant requirements and achieve full implementation of project activities.
- ◆ Funding constraints to continue implementation of Fisheries Import and Export Data Collection and Monitoring System to capture data for analysis and economic development opportunities.



Sponsored outreach and community workshops to engage public on reforestation and coral conservation efforts to minimize negative impacts on ecosystems and reefs. Sites L-R: Inarajan Community Center (Forestry Stewardship Workshop) and World Oceans Day, Micronesia Mall. Bottom: Proclamation signing to kick-off Guam's participation in the 2018 International Year of the Reef (YOR). Site: Adelup, Guardians of the Reef students witnessing proclamation signing.

2019 Initiatives .....

The BSP will continue moving forward in 2019 with the following initiatives and more:

- ◆ Publish quarterly publications for Import and Export Trade Data and Consumer Price Index reports.
- ◆ Develop and publish the 2019 Statistical Yearbook, the 2018 Guam Facts & Figures At-A-Glance brochure and other statistical indices to make sound decisions to improve the island's economic viability and resource sustainability.
- ◆ Provide technical support to GovGuam entities when needed in order that they meet their missions.
- ◆ Continue collaboration with U.S. Census Bureau in the planning of the 2020 Guam Decennial Census and the official opening of the Guam Census Office set for October 01, 2019.
- ◆ Prepare a "Methodology to Determine the Cost Incurred for Providing Services to Migrants from the Compacts of Free Association".
- ◆ Release of 2018 Estimates of Compact of Free Association (COFA) Migrants that will be used to serve as the basis for the distribution of \$30 million in federal funds annually to the affected jurisdictions as a result of in-migration of COFA migrants.
- ◆ Continue securing federal dollars from USDOJ to further improve and advocate criminal justice initiatives on Island.
- ◆ Conduct Household Income and Expenditures Survey (HIES) to update the Consumer Price Index (CPI) which measures inflation and to develop the Gross Domestic Product (GDP) for Guam.
- ◆ Continue securing federal dollars from NOAA and DOI to compile commercial fishery data; spearhead best management practices for coral reef, coastal and environmental conservation initiatives.
- ◆ Coordinate and develop Guam's FY 2019 -2022 Strategy on Drug Control, Violent Crime and Criminal Justice Systems Improvement.
- ◆ Serve as the catalyst for planned and balanced economic, social, environmental and physical growth through Guam State Clearinghouse, legislative review of bills, and the mandated review process of elements via Comprehensive Development Plans.
- ◆ Finalize the Guam Coral Reef Resilience Strategy; coordinate Guam's Coral Reef Response Team, the Guam Reef Restoration and Intervention Partnership, and the 5<sup>th</sup> Guam Coral Reef Symposium at the 30<sup>th</sup> Pacific Islands Environment Conference.
- ◆ Continue firebreak maintenance and reforestation in Manell Watershed; restoration in Geus Watershed (invasive bamboo removal), native plant cultivation, seed dispersal, and outplanting.
- ◆ Coordinate the 'Tourism for Tasi': Marine Tour Operators Workshops, the "Communicating Conservation through Art" workshop; and leading Hotels Friends of Reefs (FOR) Guam to train hotel staff on reef-safe practices.
- ◆ Continue ARC/GLUC, GIS Mapping and Federal Consistency reviews to ensure sustainable and well planned development efforts are central to protecting Guam's natural resources.
- ◆ Coordinate 4th Planners Symposium, 25th GICC, 9th Kika Summer Camp and publication of the Man, Land and Sea Newsletters.
- ◆ Continue outreach programs such as the Guardians of the Reef and Eyes on the Reef to promote and advocate best management practices in protecting the island's coastal environment and balance of sustainable uses of resources and capabilities.
- ◆ Sustain and promote employee development, recognition and satisfaction.

Did you find this report useful? What would you like to see in the next issue? Let us know by contacting Millie Erguiza at 472-4201/2/3. For further news about the Bureau and its programs, please visit: [www.bsp.guam.gov](http://www.bsp.guam.gov) or write to us at P.O. Box 2950, Hagatna, GU 96932.



Office of Public Accountability &lt;admin@guamopa.com&gt;

---

**Bureau of Statistics and Plans FY 2018 Citizen Centric Report**

1 message

**Millie Erguiza** <millie.erguiza@bsp.guam.gov>

Wed, Jul 31, 2019 at 10:59 AM

To: admin@guamopa.com

Cc: Lola Leon Guerrero &lt;lolalg@bsp.guam.gov&gt;, Shirley Cruz &lt;shirley.cruz@bsp.guam.gov&gt;

Hafa Adai Public Auditor Cruz,

Attached is the Bureau of Statistics and Plans FY 2018 Citizen Centric Report as required by Public Law 30-127. A hard copy of the report was delivered to your office earlier this morning.

A copy of the correspondence to Speaker Tina Muña Barnes, I Liheslaturan Guåhan, I Mina' Trentai Singko Na Liheslaturan Guåhan, is provided in the attached and an electronic copy has been sent to her office.

Should you have any questions, please do not hesitate to contact Mr. Tyrone J. Taitano, Director, Bureau of Statistics and Plans, at 472-4201/2/3 or facsimile at 477-1812.

Si Yu'os Ma'åse',

*Millie B. Erguiza*

Bureau of Statistics and Plans

P.O. Box 2950

Hagatna, GU 96932

Tel: 671-475-9674

Fax: 671-477-1812

Email: [millie.erguiza@bsp.guam.gov](mailto:millie.erguiza@bsp.guam.gov)

---

**2 attachments****BSP\_FY 2018 CCR\_Published 26 July 2019.pdf**

2882K

**BSP\_FY2018 CCR\_35th Legislature\_OPA\_31July2019.pdf**

74K