

**FISCAL
YEAR
2018**

**CITIZEN-
CENTRIC
REPORT**



GUAM SOLID WASTE AUTHORITY

542 N. Marine Corps Dr. Tamuning, Guam 96913

Tel: (671) 646-3111 | Fax: (671) 649-3777

www.guamsolidwasteauthority.org

TABLE OF CONTENTS

About GSWA page 2

Performance page 3

Finances page 4

Outlook page 5

ABOUT GSWA

The Guam Solid Waste Authority (GSWA) was created through P.L. 31-20 as an autonomous, public corporation on April 4, 2011. The legislation established an agency to handle the operations of what was formerly the Solid Waste Management Division under the Department of Public Works. The legislation’s stated objective is to achieve GovGuam’s eventual resumption of all functions, responsibilities, and authority for solid waste management and operations, and the governance thereof.

GSWA is currently managed by the Federal Receiver pursuant to Orders of the District Court of Guam. The Receivership is responsible for all of the operations of GSWA and implementation of the Consent Decree entered by the Government of Guam and the United States Environmental Protection Agency in 2004. The Receivership will continue until the Consent Decree is fully implemented or is otherwise terminated by the District Court.

MISSION

The mission of GSWA is to provide a safe and healthy environment for the people of Guam through proper, timely, and efficient collections of refuse materials throughout the villages and urban areas and to assure their proper disposal in legally permitted facilities.

SERVICES

- Curbside Trash Collection
- Curbside Recycle Collection
- Bulky Waste Collection
- Residential Transfer Stations
- Household Hazardous Waste Facility
- Hauler Only Transfer Station
- Layon Landfill

DEMOGRAPHICS

As of September 30, 2018, the Guam Solid Waste Authority had 18,537 residential customers registered for curbside trash and recycle collection as well as 85 commercial and government customers who utilize the Hauler-Only Transfer Station and Layon Landfill.

a year's overview

PERFORMANCE

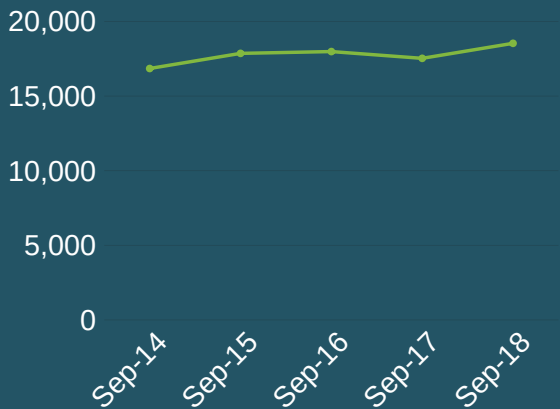


ADMINISTRATIVE

- Walk-in customers: 14,375
- Registered 2,159 new customers
- Processed 1,161 cancellations
- Total Staffing of full time employees: 65
- Sent 20,301 courtesy letters to past due customers
- Courtesy calls to past due customers: 19,758

RESIDENTIAL CUSTOMERS

Customer base is steady at approx. 18,537 as of Sept. 2018

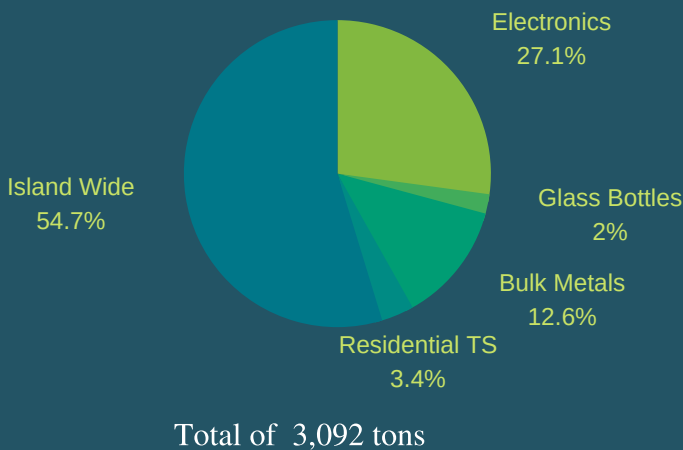


RESIDENTIAL TRASH COLLECTION

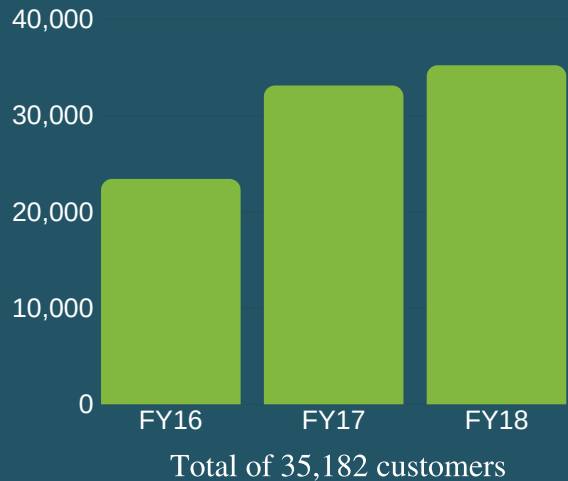
**99.9%
ON-TIME**

- 932,586 residential trash collections
- Average pounds per house is 43
- 144 carts repaired

RECYCLED TONS COLLECTED



CUSTOMERS USING RESIDENTIAL TRANSFER STATIONS





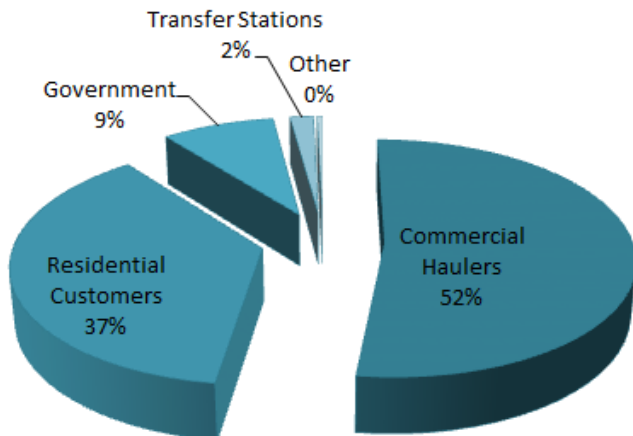
a year's overview

FINANCES

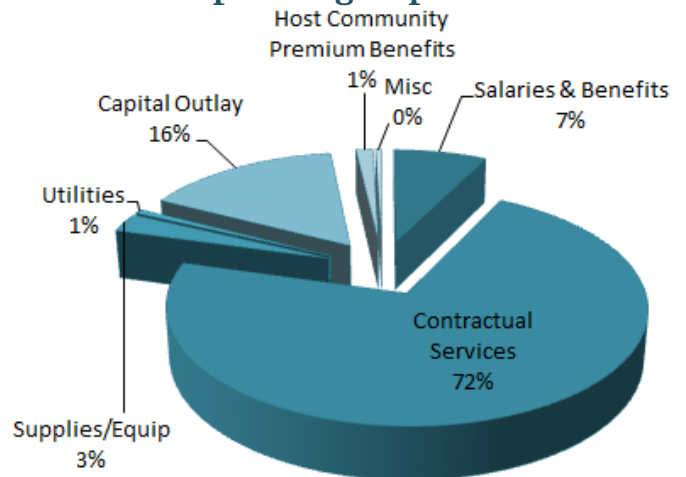
	Solid Waste Operations Fund		Capital Projects Fund		Debt Service Fund	
	2018	2017	2018	2017	2018	2017
Revenues:						
Tipping fees	\$ 18,977,111	\$ 18,897,740	\$ -	\$ -	\$ -	\$ -
Host Community Premium Surcharge fees	347,194	349,799	-	-	-	-
Use of money and property	21,233	29,871	300	1,284	49,603	7,324
Net change in fair value of investments	-	-	-	(40)	-	104
Transfer in from General Fund	-	-	-	-	16,913,240	7,249,025
Total revenues	19,345,538	19,277,410	300	1,244	16,962,843	7,256,453
Expenditures:						
Salaries and wages - regular	1,355,143	1,031,937	-	-	-	-
Salaries and wages - overtime	65,713	101,933	-	-	-	-
Fringe benefits	506,121	390,809	-	-	-	-
Contractual services	18,706,529	19,682,719	-	392,123	-	-
Supplies	652,348	420,550	-	-	-	-
Equipment	31,186	20,015	-	-	-	-
Utilities - power and water	158,493	77,195	-	-	-	-
Capital outlays	4,060,537	570,812	-	152,800	-	-
Principal retirement	-	-	-	-	2,380,000	1,630,000
Interest and fiscal charges	-	-	-	-	11,689,250	9,277,876
Host Community Premium Benefits	347,194	480,048	-	-	-	-
Miscellaneous	125,417	96,450	-	-	-	-
Total expenditures	26,008,681	22,872,468	-	544,923	14,069,250	10,907,876
Net change in fund balances	(6,663,143)	(3,595,058)	300	(543,679)	2,893,593	(3,651,423)
Fund balances at the beginning of the year	19,807,539	23,402,597	-	543,679	14,076,310	17,727,733
Fund balances at the end of the year	\$ 13,144,396	\$ 19,807,539	\$ 300	\$ -	\$ 16,969,903	\$ 14,076,310

Solid Waste Operations Fund

Tipping Fee Revenues



Operating Expenditures



OUTLOOK:

CHALLENGES:

FEDERAL RECEIVERSHIP

The District Court of Guam anticipates the termination of the Federal Receivership and the transfer of GSWA's operations and management from the Receivers to the Board.

The GSWA Board has hired its Comptroller in Sept. 2018 and has made an offer of employment to a new General Manager.

CAPITAL PROJECTS

With Cells 1 & 2 expected to reach full capacity by 2021. Construction of Cell 3 must commence no later than July 2019. Procurement for the construction of Cell 3 began in Sept. 2018. With delays caused by permitting and procurement issues, the Receiver will continue to work on negotiations with the firm to secure a contract.

CONTRACTS

The Receiver has recommended the engagement of a Trustee to regulate the contractor, engineer and funding associated with post closure activities for the Ordot Dump. The Court will assess the need and composition of such a Trustee.

RECYCLING

Residential curbside recycling was fully implemented in March 2018. The recycle collected currently has an average contamination rate of 70%. We hope that through more educational efforts and outreach, recycling would improve and the contamination rate would decrease.

Ira Palero

From: Alicia Fejeran <alicia.gswa@gmail.com>
Sent: Wednesday, June 26, 2019 8:53 AM
To: admin@guamopa.com; speaker@guamlegislature.org
Cc: Kathrine Kakigi
Subject: FY2018 CCR - Guam Solid Waste Authority
Attachments: FY2018 GSWA CCR.pdf

Hafa adai,

Please find attached, the GSWA Citizen-Centric Report for FY2018 in compliance with PL30-127.

Please let me know if you have any questions or concerns.

Thank you,

Alicia Fejeran

Guam Solid Waste Authority

542 N. Marine Corps Dr.

tel: 671.647.4312

Tamuning, Guam 96913

fax: 671.649.3777

www.guamsolidwasteauthority.com