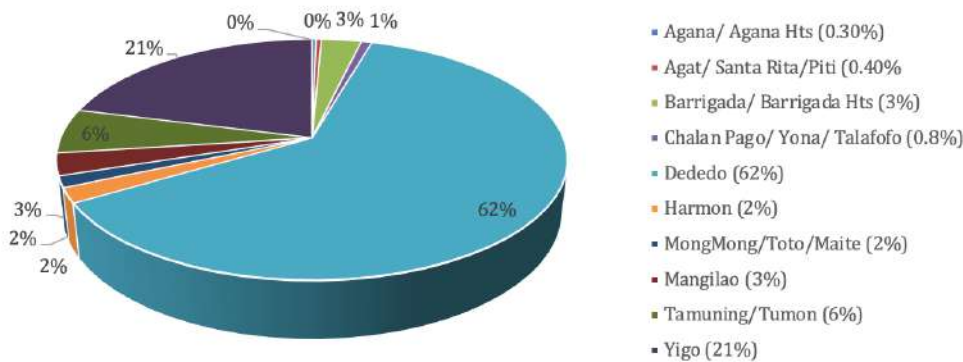




ABOUT US

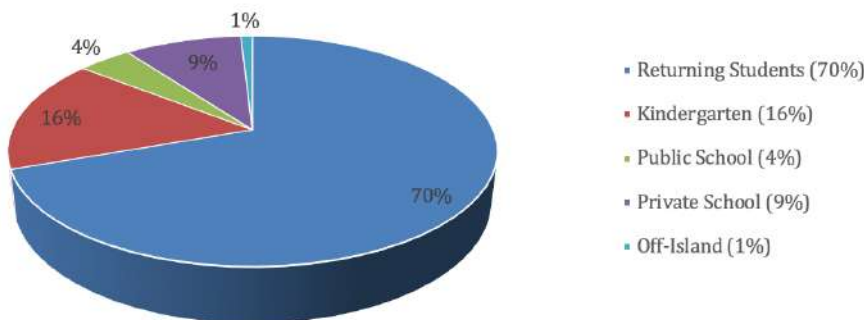
iLearn Academy Charter School (iLACS) opened its doors to 136 students in January 2015. As of September 30, 2020, iLACS has 756 students enrolled. iLACS is a STEM (Science, Technology, Engineering, and Math) School and consists of K5 thru 5th grade.

Village Demographics as of September 30, 2020



The demographics of iLearn demonstrates that its greatest population comes from the northern villages, specifically the village of Dededo.

School Attended in SY2019-20
(Previous School)



iLearn saw a 3% increase of transfer enrollment from private schools. Transfers were significantly COVID-19 related. The decision was based on affordability and the ability to continue with the academic year in the midst of a pandemic. In SY2019-20 when the Governor's Executive Order shut down traditional face-to-face classes, iLearn completed the 4th quarter via online classrooms.

BOARD OF TRUSTEES

Mrs. Helen Nishihira
Chairman

Mrs. Rachel Cubacub
Secretary

Mr. Augusto Sablan
Treasurer

Mrs. Rachel Stake
Mr. Wilhelm Miranda
Mrs. Carina Su (Parent)
Members

SCHOOL LEADERSHIP

Mrs. Helen Nishihira
Chief Operations Officer

Mrs. Rachel Stake
Chief Academic Officer

Mrs. Maria Dunn
Principal Upper Division

Mr. Argie Pamplona
Principal Lower Division

Mrs. Maria Singh
Facilities Manager

Mrs. Nina Field
Business Manager

ILEARN ACADEMY CHARTER SCHOOL (ILEARN) STRATEGIC PLAN

- GOAL 1** All iLearn students will be able perform academically at grade level.
- GOAL 2** All iLearn personnel will be well equipped with the skills and resources they need to improve instruction and student learning through ongoing professional development.
- GOAL 3** The iLearn community will provide an enriching student learning environment and a positive and supportive atmosphere for all personnel
- GOAL 4** The iLearn management will ensure that operational activities will meet high standards of accountability and resources will be utilized effectively.

OUR PERFORMANCE

KINDERGARTEN				
Proficiency Percentage				
	Fall	Winter	Spring	
Letter Fluency				
Proficient	58%	67%		
Approaching	7%	7%		
Below	34%	26%		
Phonemic Awareness				
Proficient		16%		
Approaching		40%		
Below		44%		
Phonological Awareness				
Proficient		22%		
Approaching		21%		
Below		57%		
Spelling				
Proficient				
Approaching				
Below				

FIRST GRADE				
Proficiency Percentage				
	Fall	Winter	Spring	
Phonemic Awareness				
Proficient	13%	65%		
Approaching	43%	22%		
Below	45%	13%		
Phonological Awareness				
Proficient	7%	42%		
Approaching	11%	17%		
Below	83%	41%		
Word Fluency				
Proficient	31%	41%		
Approaching	18%	9%		
Below	51%	50%		
Spelling				
Proficient	9%	9%		
Approaching	13%	67%		
Below	78%	24%		
Oral Fluency				
Proficient				
Approaching				
Below				
CLOZE				
Proficient				
Approaching				
Below				

SECOND GRADE				
Proficiency Percentage				
	Fall	Winter	Spring	
Reading Comprehension				
Proficient	6%	9%		
Approaching	18%	32%		
Below	76%	59%		
Oral Fluency				
Proficient	49%	48%		
Approaching	20%	8%		
Below	31%	44%		
CLOZE				
Proficient	54%	65%		
Approaching	15%	5%		
Below	31%	30%		
Spelling				
Proficient	15%	19%		
Approaching	24%	6%		
Below	61%	75%		

THIRD GRADE				
Proficiency Percentage				
	Fall	Winter	Spring	
Reading Comprehension				
Proficient	7%	13%		
Approaching	29%	36%		
Below	64%	51%		
Oral Fluency				
Proficient	67%	50%		
Approaching	6%	25%		
Below	27%	25%		
CLOZE				
Proficient	73%	71%		
Approaching	10%	5%		
Below	17%	24%		
Spelling				
Proficient	25%	31%		
Approaching	38%	17%		
Below	37%	52%		

FOURTH GRADE				
Proficiency Percentage				
	Fall	Winter	Spring	
Reading Comprehension				
Proficient	15%	28%		
Approaching	27%	40%		
Below	58%	32%		
Oral Fluency				
Proficient	67%	60%		
Approaching	14%	25%		
Below	19%	15%		
CLOZE				
Proficient	78%	81%		
Approaching	14%	5%		
Below	8%	14%		
Spelling				
Proficient	54%	51%		
Approaching	31%	20%		
Below	15%	29%		

FIFTH GRADE				
Proficiency Percentage				
	Fall	Winter	Spring	
Reading Comprehension				
Proficient	3%	1%		
Approaching	28%	30%		
Below	69%	69%		
Oral Fluency				
Proficient	71%	94%		
Approaching	19%	5%		
Below	10%	1%		
CLOZE				
Proficient	54%	66%		
Approaching	34%	27%		
Below	12%	7%		
Spelling				
Proficient	78%	73%		
Approaching	16%	17%		
Below	6%	10%		

McGraw Hill Diagnostic results show the impact of a severe Fall Flu Season when it came to the reading sub-test. Although the fall flu season brought a negative growth in reading, students were able to catch up and made strides to making a positive growth by the end of the school year. The Math sub-test demonstrated a positive growth in spite of the Fall Flu Season and in spite of COVID-19.

OUR FINANCES

FY2020 Financial Highlights

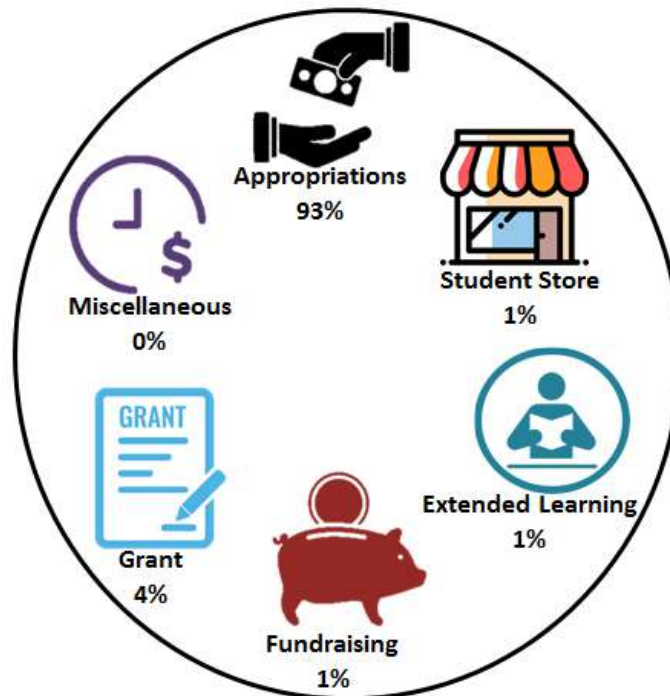
- The School closed FY 2020 with a positive net position of \$157K.
- Despite the COVID19 Pandemic, the school was able to survive by receiving necessary equipment through the GDOE Consolidated Grant and the Education Stabilization Fund (CARES Act).

FY 2020 Revenues

\$ 3,813,000	Appropriations
\$ 26,575	Extended Learning
\$ 17,046	Miscellaneous
\$ 46,008	Student Store
\$ 26,279	Fundraising
\$ 120	Donations
<u>\$ 165,264</u>	Grant Revenue
\$ 4,094,292	Total Revenues

FY 2020 Expenditures

\$ 2,060,501	Contract Services
\$ 1,639,796	Salaries and Wages
\$ 127,685	Operations
\$ 16,939	Interest
\$ 8,889	Insurance
\$ 7,808	Travel & Meetings
<u>\$ 1,091</u>	Other
\$ 3,862,709	Total Expenses



OUR CHALLENGES AND FUTURE OUTLOOK

ACCREDITATION

Scheduled WASC accreditation visit will take place in the spring of 2022. iLearn is undergoing preparations in spite of COVID-19 limitations.

PANDEMIC READINESS AND CHALLENGES

iLearn established a COVID-19 re-entry plan in July 2020 that was in compliance with DPHSS and CDC guidelines. However due to increased infection numbers in the fall, iLearn entered the new school year with students attending 100% on-line. Through the Zoom platform which was funded by the ESF-CARES ACT, students and teachers were able to meet daily. Mifis, also funded by ESF-CARES ACT, were provided to students who had little to no internet access.

The uncertainty that COVID-19 brings is iLearn's greatest challenge. Questions such as, what will the class size look like; what restrictions will remain as we work towards having students return back to school; how the island's financial impact affect iLearn, all drive the preparation for the upcoming school year 2021-22.

ACCOMPLISHMENTS

iLearn was able to quickly move into a distance learning platform a few days after the governor of Guam signed the first executive order shutting down all schools. This enabled iLearn students to complete the entire school year.

iLearn celebrated five years since we opened our doors on January 27, 2015. Honorable Senators Telen Nelson and Amanda Shelton presented iLearn with a resolution recognizing our school's five year anniversary.



Senator Telen Nelson greeting the students at our 5th year anniversary celebration in January 2020



iLearn Teacher, Mrs. Maryann Paet, discussing the iLearn aquaponics system with Mayor Melissa Savares and Senator Amanda Shelton during the 5th year anniversary celebration



Johanna Pangelinan <jpangelinan@guamopa.com>

iLearn FY 2020 Citizen Centric Report

Nina Doromal Field <nfield@ilearnguam.org>

Wed, Jan 27, 2021 at 12:22 PM

To: Clariza Roque <croque@guamopa.com>, Benjamin Cruz <bjcruz@guamopa.com>, Johanna Pangelinan <jpangelinan@guamopa.com>

Cc: Helen Nishihira <hnishihira@ilearnguam.org>

Hafa Adai,

Please see attached FY 2020 CCR from iLearn Academy Charter School.

Thank you very much!

--

Nina Doromal Field
Business Manager
nfield@ilearnguam.org

 **2020 CCR.pdf**
3764K