



Office of Public Accountability - Guam <admin@guamopa.com>

Serve Guam Commission - FY 2022 Citizen-Centric Report (CCR)

Tiffany Sannicolas <Tiffany.Sannicolas@sgc.guam.gov>

Wed, Sep 25, 2024 at 4:59 PM

To: "speaker@guamlegislature.org" <speaker@guamlegislature.org>

Cc: "admin@guamopa.com" <admin@guamopa.com>, Doris Aguon <Doris.Aguon@sgc.guam.gov>, Julia Iriarte <Julia.Iriarte@sgc.guam.gov>

Hafa Adai,

Submitting the Serve Guam Commission is FY 2022 Citizen-Centric Report (CCR)

Should you have any questions please contact our office.

Si Yu'os Ma'ase

**SERVE GUAM
COMMISSION**
Revive and Embrace the Spirit of Volunteerism
*Ya'la'la' la' ya' la' ya' la' ya' la' ya' la' ya' la' ya' la'***Tiffany San Nicolas**Admin/Grants Assistant
Serve Guam Commission
Office of the Governor
(Oversees AmeriCorps Program in Guam)tiffany.sannicolas@sgc.guam.gov

Office: 671-682-4599

www.sgc.guam.gov414 West Soledad Avenue
GCIC Bldg. Suite 202
Hagatna, Guam 96910

CONFIDENTIALITY NOTICE: This email and any files transmitted with it may be legally privileged and confidential and is intended solely for the use of the individual or entity named above. If you are not the intended recipient, you are hereby notified that any review, dissemination or copying of this email, or taking any action in reliance on the contents of this information is strictly prohibited. If you received this transmission in error, please notify us immediately by e-mail or telephone to arrange for the return of this email and any files to us or to verify it has been deleted from your system.

Please consider the environment before printing this e-mail. Be green, read on screen.

 **2022 SGC Citizen Centric Report - Final.pdf**
2624K

TABLE OF CONTENTS

- 1 About Us
- 2 Our Performance
- 4 Our Finances
- 5 Outlook

MANAGEMENT & STAFF:

Doris Aguon
Executive Director

Julia Iriarte
Grants Officer

Kyle Torres
Budget Analyst

Cynthia Toves
Program Officer

Gwendolyn Aguon
Program Manager

Tiffany San Nicolas
Admin & Grants Assistant

Felmar Buenafior
Disaster/Community Outreach Assistant

BOARD OF COMMISSION:

Peter Barcinas, Chairperson
Margrit Atalig, Vice Chairperson

Members:

Xavier Quinata

Dr. Carmen Garrido

Francisco Lujan

Viola Cruz

Roland Ada

Laura Gombar

Alicia Aguon

Salvadore Avilla

Chad Palomo

Myracle Mugol

Eleanor Damian

Candice Ananich

Jay Solang

Annie Makepeace

Donicio Maanao

JoAnnalynn Fullerton

Gerard Limtiaco

Femi Bajomo

Vice Mayor Peter Benavente

Frank Scharff



SERVE GUAM COMMISSION

Revive and Embrace the Spirit of Volunteerism
Na'la'la ta'lo yan Akihom I Espiriton I Nina'en Ayuda

CITIZEN CENTRIC REPORT

FISCAL YEAR 2022 (October 1, 2021 - September 30, 2022)

ABOUT US

Under the auspices of the Offices of the Governor, Serve Guam Commission (SGC), established in June 5 2005, is the state's administrator for federal funds received through AmeriCorps. SGC provides grants to government and nonprofit organizations that have been selected to operate AmeriCorps programs. We provide training and technical assistance and monitor these organizations to ensure they adhere to all federal rules and regulations related to their AmeriCorps grants.

MISSION

To revive Guam's spirit of service and embrace a culture of Volunteerism that increasingly shapes our communities and changes lives.

VISION

To improve the value of Volunteerism and improve the overall quality of service.

AMERICORPS

What is AmeriCorps?

- 100% Federally-funded program designed to encourage and support volunteerism in communities,
- Team-based and direct service - addressing community needs in Education, Environmental Stewardship, Economic Opportunity, Healthy Futures, Disaster Services, Veterans & Military Families, Capacity Building and to involve communities (individuals and organizations) to work together to address local needs.

What do Americorps members receive?

- Monthly stipend
- Segal AmeriCorps Education Award - After successful completion of a term of service.

**Please contact Serve Guam Commission for the most current Monthly Stipend and Segal AmeriCorps Education Award amounts.

OUR IMPACT


FY22 AMERICORPS DEMOGRAPHICS REPORT

PERFORMANCE DATA ELEMENTS	
Demographic Information	
<i>The following elements apply to all grantees</i>	<i>Value</i>
Number of Slots Granted	140
Number of individuals who applied to be AmeriCorps members	134
Number of volunteers recruited	328
Number of hours served by recruited volunteers	827.17
Number of managed volunteers	107
Number of hours served by managed volunteers	225.79
Total value of recruited and managed volunteer hours	\$ 8,687.05
<i>The following elements apply to grantees for whom the indicator is relevant, as in a significant part of program's design and Theory of Change (Focus Area)</i>	<i>Value</i>
Number of individuals affected by disaster served	317
Number of individuals assisted in preparing for disasters	234
Number of children and youth served (ED1A)	12
Number of veteran family members served	2
Number of military family members served	2
Number of acres of public land supported/treated (EN4/Output)	1
Number of individuals receiving education or training in environmental stewardship and/or environmentally conscious practices (EN3/Output)	347
Number of individuals provided education & training in growing and consuming Healthy local produce (H4A/Output)	186
Number of individuals reported increased disaster readiness	158
Number of individuals who increased their knowledge of environmental stewardship and/or environmentally conscious practices (EN3.1/Outcome)	158
Number of individuals that increased their food security through education and training from national service participants (H12/Outcome)	37
Number of individuals who increase their health knowledge through education and training from national service participants (H17/Outcome)	110
Number of Organizations that received capacity building services (G3-3.4/Output)	3
Number of Organizations that increased their effectiveness, efficiency, and/or program scale/reach as a result of capacity building services (G3-3.10/Outcome)	3
Number of community individuals engaged in additional activities provided by the program as a result of capacity building services (G3-3.10/Outcome) in a) Disaster Services, b) Economic Opportunity, c) Education, d) Environmental Stewardship, e)Healthy Futures, f) Veterans & Military Families	643
<i>The following elements are supplemental data collected as an internal part of a program's member exit survey</i>	<i>Value</i>
Number of previously unemployed AmeriCorps members who gain employment	7
Number of AmeriCorps members who earned a high school diploma or GED	7
Number of AmeriCorps members who remain in the education field post-service	6
Number of AmeriCorps members exited with full education award	98
Performance Data Elements details the progress that programs are making toward achieving project objectives and deliverables based on focus areas and performance measures for the reporting period and may change every grant year.	
Pandemic / COVID-19	Value
Number of Individuals assisted in COVID-19 Testing, Registration & Pre-Assessment	47088
Number of Individuals assisted in COVID-19 Vaccination	54514
Number of Meals Distributed -Mayor's Food Commodity Packing and Distribution	750



AmeriCorps

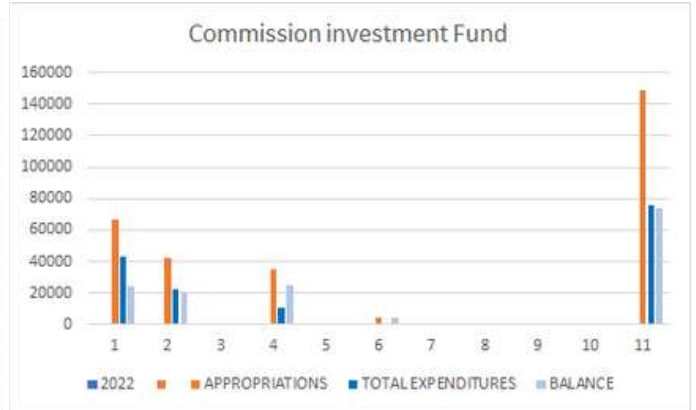
Serving the *community*



OUR FINANCES

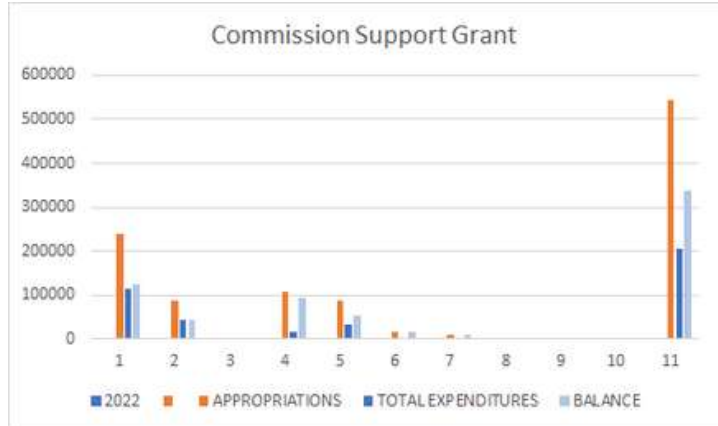
FY22 Commission Investment Funds

2022		APPROPRIATIONS	TOTAL EXPENDITURES	BALANCE
SALARIES	111	\$ 67,000.00	\$ 42,939.96	\$ 24,060.04
FRINGE	113	\$ 42,579.00	\$ 21,943.90	\$ 20,635.10
TRAVEL	220	\$ -	\$ -	\$ -
CONTRACTUAL	230	\$ 35,159.00	\$ 10,222.00	\$ 24,937.00
BUILDING RENTAL	233	\$ -	\$ -	\$ -
SUPPLIES	240	\$ 4,500.00	\$ 357.00	\$ 4,143.00
EQUIPMENT	250	\$ -	\$ -	\$ -
TELEPHONE	363	\$ -	\$ -	\$ -
CAPITAL OUTLAY	450	\$ -	\$ -	\$ -
DRUG TEST	271	\$ 40.00	\$ -	\$ 40.00
		\$ 149,278.00	\$ 75,462.86	\$ 73,815.14



FY22 Commission Support Grant

2022		APPROPRIATIONS	TOTAL EXPENDITURES	BALANCE
SALARIES	111	\$ 239,347.00	\$ 114,325.86	\$ 125,021.14
FRINGE	113	\$ 87,609.00	\$ 43,795.97	\$ 43,813.03
TRAVEL	220	\$ 1,200.00	\$ 1,200.00	\$ -
CONTRACTUAL	230	\$ 106,218.00	\$ 14,164.00	\$ 92,054.00
BUILDING RENTAL	233	\$ 86,280.00	\$ 32,445.00	\$ 53,835.00
SUPPLIES	240	\$ 16,368.00	\$ 357.00	\$ 16,011.00
EQUIPMENT	250	\$ 7,938.00	\$ -	\$ 7,938.00
TELEPHONE	363	\$ -	\$ -	\$ -
CAPITAL OUTLAY	450	\$ -	\$ -	\$ -
DRUG TEST	271	\$ 40.00	\$ -	\$ 40.00
		\$ 545,000.00	\$ 206,287.83	\$ 338,712.17



FY22 AmeriCorps Formula Sub-Awards

Sub-Grantee Name	Award Amount	Sub-Grant Match	AmeriCorps Half-Time Slots
AmeriCorps Guam Waterworks Authority (Guam waterworks Authority)	\$180,000.00	\$122,278.00	20
AmeriCorps Guahan Sustainable Culture (Oceanic Ascent Education Inc.)	\$431,996.00	\$3,550.00	48
AmeriCorps Ayuda Para I Komunitat (Sanctuary Incorporated)	\$180,000.00	\$86,020.00	20
AmeriCorps UOG Volunteer Center (University of Guam)	\$648,000.00	0	72
AmeriCorps VETCORPS Guam (Western Pacific Veterans Inc)	\$792,014.00	\$44,095.00	88
	\$2,232,010.00	\$255,943.00	248

The Serve Guam Commission (SGC) staff continues to carry out effective and efficient oversight of AmeriCorps programs through Federal grants received from AmeriCorps as follows:

1. AmeriCorps Commission Investment Funds Grant: 22TAIGU001
 - January 1 - December 31, 2022: \$74,639.00
 - January 1 - December 31, 2023: \$98,008.00
2. AmeriCorps Commission Support Grant: 22CAIGU001
 - January 1 - December 31, 2022: \$ 145,000.00
 - January 1 - December 31, 2023: \$ 150,000.00

Through these grants, SGC is committed to improving its management systems and strengthen our performance and accountability. Our goal is to build upon current infrastructure to strengthen and enhance our information technology systems throughout the Commission and its sub-grantees, this includes training and technical assistance techniques, staff development, financial and grants management in order to meet the objectives and goals as a requirement of AmeriCorps.

The Serve Guam Commission, through AmeriCorps State Formula Grants, continue to select high quality programs to invest in national service and volunteerism opportunities with achieved outcomes in key focus areas of Education, Economic Opportunity, Environmental Stewardship, Disaster Preparedness, Veterans & Military Families and Capacity Building Volunteer Recruitment and Volunteer Management.

Through a competitive grant application process, \$3,218,561 AmeriCorps State Formula funding has been awarded to the following organizations to operate the PY22-23 AmeriCorps programs:

1. Guam Waterworks Authority (AmeriCorps GWA)
2. Oceanic Ascent Education Inc. (AmeriCorps Guahan Sustainable Culture)
3. Sanctuary Incorporated Inc. (AmeriCorps Ayuda Para I Komunidad)
4. Todu Guam Foundation (AmeriCorps Todu Guam Foundation)
5. University of Guam (AmeriCorps UOG Volunteer Center)
6. Western Pacific Veterans Community Foundation (AmeriCorps VETCORPS Guam)

We want to hear from you!


Do you like the report? Do you believe it should include any other information? Please let us know by contacting Serve Guam Commission, 671-682-4599



CONTACT US

Serve Guam Commission
414 West Soledad Ave., GCIC Building Suite 205
Hagatna Guam 96910

 serveguam.volunteer@sgc.guam.gov

 671-682-4599

 <https://sgc.guam.gov>